



EBFA Guide to Parents and Guardians to Complete GotSport for Player Verification in the EBFA 24/25 Registration Event



Ian Nile

East Berks Football Alliance

6th August 2024 – Version 0.00a

Contents

EBFA Guide to Parents and Guardians to Complete GotSport for Player Verification in the EBFA 24/25 Registration Event	1
GotSport Guide to Parents and Guardians	3
Login To GotSport	3
GotSport Single Sign-on Functionality	8
Parent/Guardian.....	8
Team Official (Manager/Coach)	8
Club Official (Secretary, Child Welfare Officer etc)	9
Two Possible Data Entry Paths	10
Player Data Migrated from Old Portal GotFootball - Process	10
Player Data Entry is for New Player to Club/Team - Process.....	10
Player Data Migrated from Old Portal GotFootball.....	11
Requirements	11
Login to GotSport.....	11
Seasonal Update of Player Photo	14
Complete the 2024/25 (GS-LPGAF) GS- League Parent Guardian Agreement Form-U7s to U18s.....	16
Account Extras – Emergency Contact One/Two and Medical Information.....	25
Player Data Entry is for New Player to Club/Team.....	26
Requirements	26
Login to GotSport.....	26
New Child to Club/Team – Add Player Photo.....	29
Add Player Details	31
Upload Documents	32
Complete the 2024/25 (GS-LPGAF) GS- League Parent Guardian Agreement Form-U7s to U18s.....	36
Account Extras – Emergency Contact One/Two and Medical Information.....	44
Player Data Enter or Update FAN.....	45
Requirements	45
Login to GotSport.....	45
Appendix – Player ID Registration Photo Specification	48

Change History

Version	Description	Date
0.00	2024-25 – Draft	29-Jul-24
0.00a	Added League Processing and Make sure your do your player’s GS-LPGAF not one for you as Guardian.	01-Aug-24
0.00b	Added Enter FAN Procedure	06-Aug-24

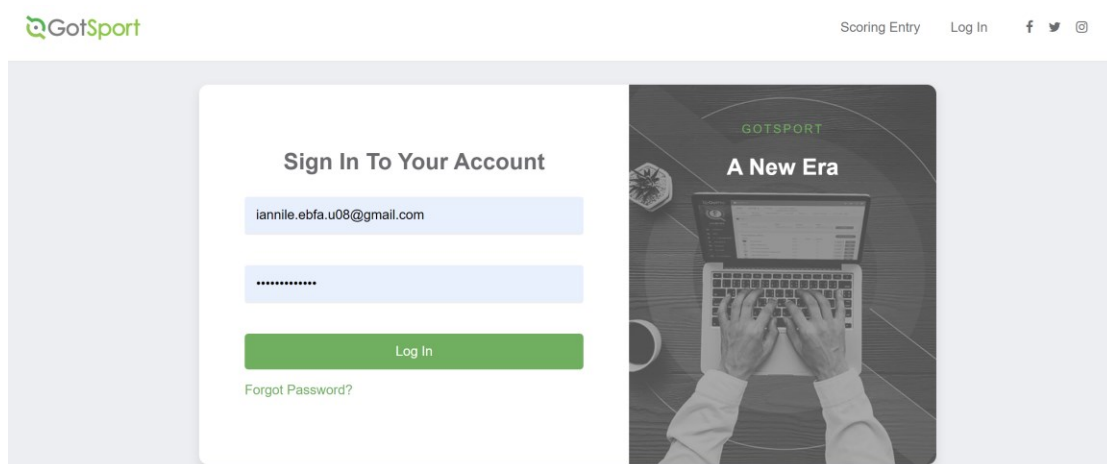
GotSport Guide to Parents and Guardians

Login To GotSport

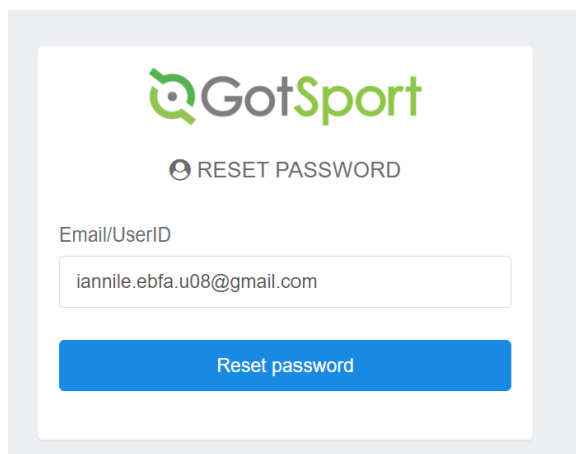
The GotSport system is developed in the USA and used worldwide, in countries such as USA, Canada, England, so there are regional small changes that need to be made as you work through the system.

Login to <https://system.gotsport.com/> with the user email as the Email/UserID.
URL -> <https://system.gotsport.com>

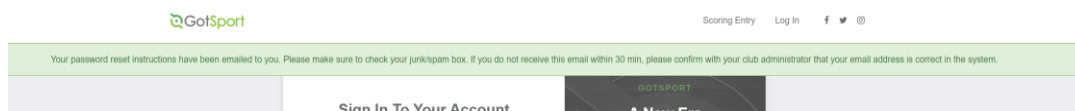
Login Page



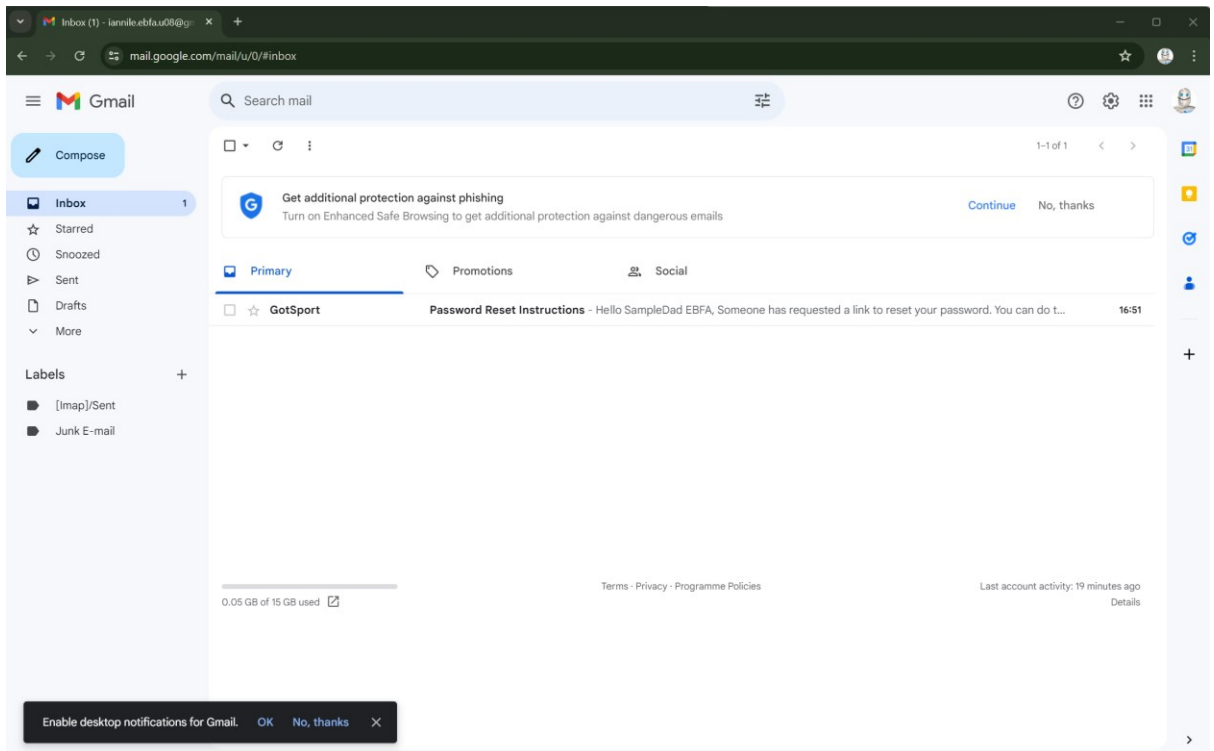
Use your email and click on Forgot Password?



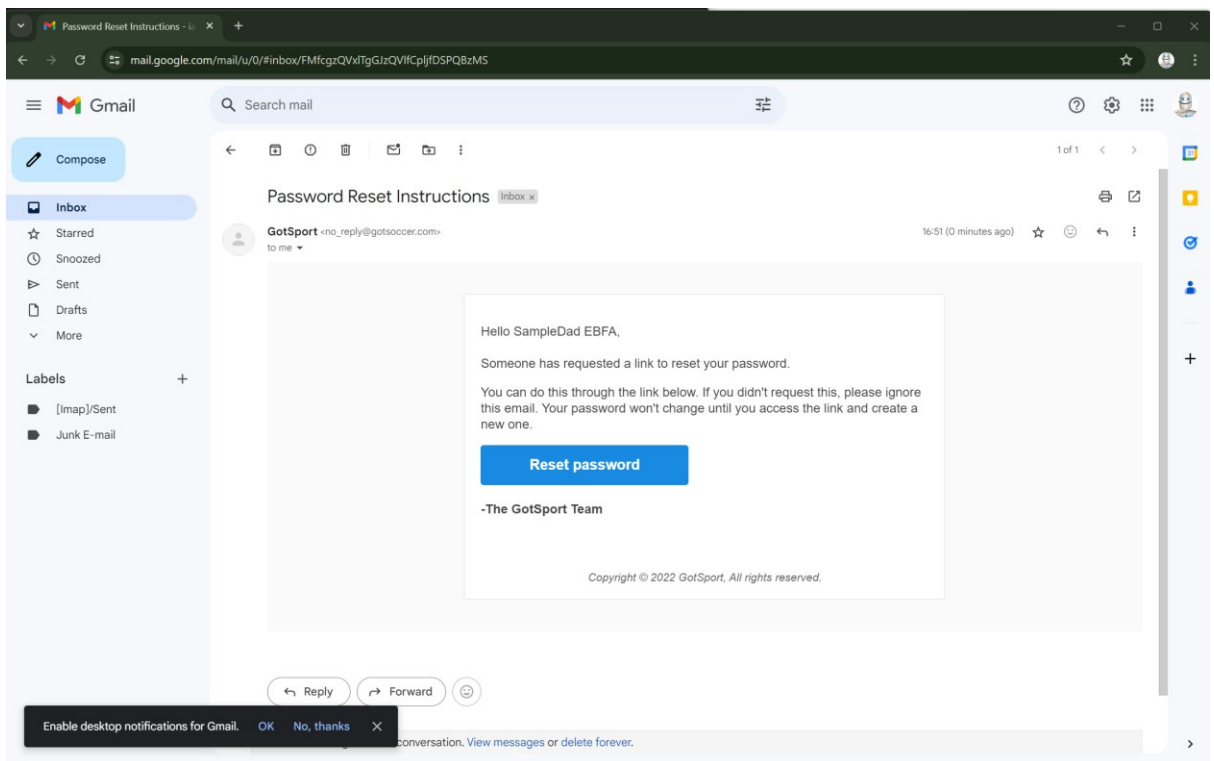
The GotSport system will email you a reset password email.



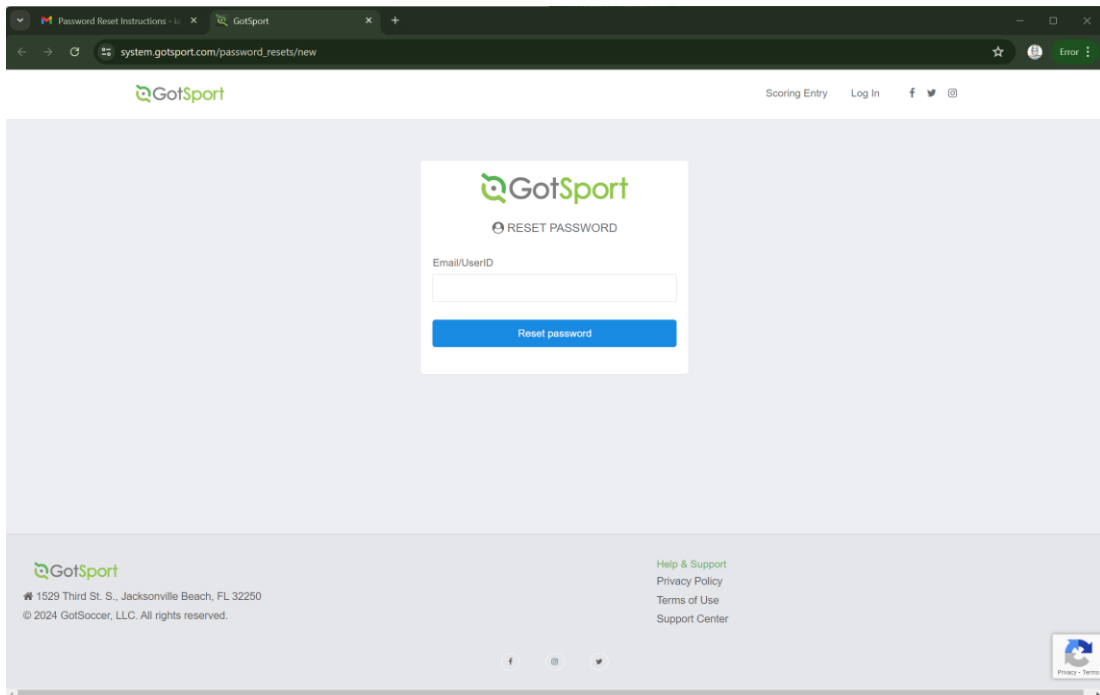
Gmail Account for iannile.ebfa.u08@gmail.com



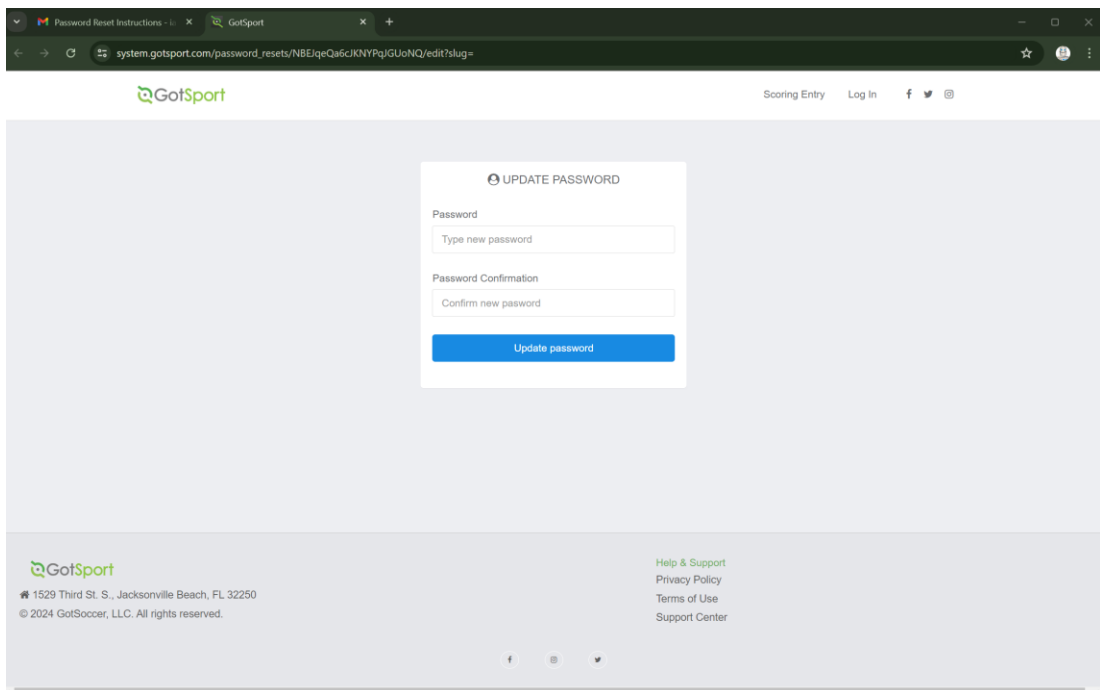
Open GotSport Email



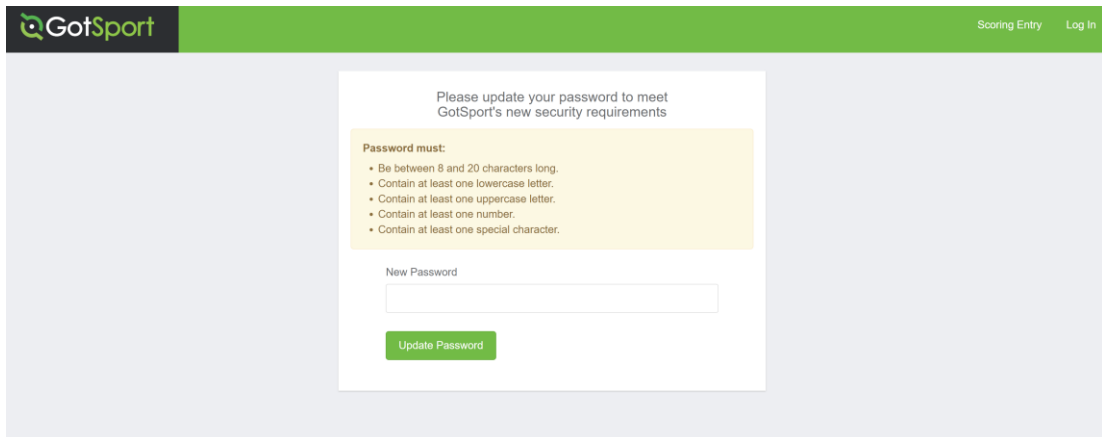
Enter a new Password that meets the GotSport Password Criteria (See Below)



Or



Update/Change Password – Password Criteria



The screenshot shows a web page for updating a password. At the top left is the GotSport logo, and at the top right are links for "Scoring Entry" and "Log In". The main content area is a white box with a light gray background. It contains the following text and elements:

Please update your password to meet GotSport's new security requirements

Password must:

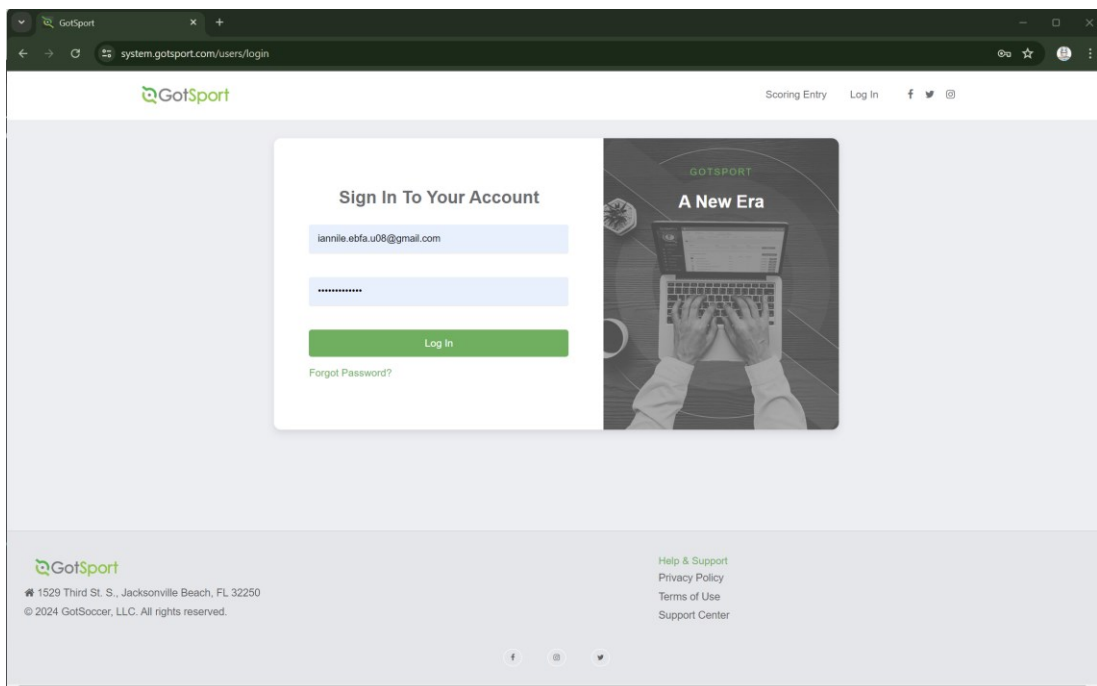
- Be between 8 and 20 characters long.
- Contain at least one lowercase letter.
- Contain at least one uppercase letter.
- Contain at least one number.
- Contain at least one special character.

New Password

Update Password

DO NOT Use PASS or Password or sequential numbers – security is important!

Now Login



The screenshot shows a web browser window displaying the GotSport login page. The address bar shows "system.gotsport.com/users/login". The page features the GotSport logo and navigation links for "Scoring Entry" and "Log In". The main content area is split into two sections:

Sign In To Your Account

lannile.ebfa.u08@gmail.com

.....

Log In

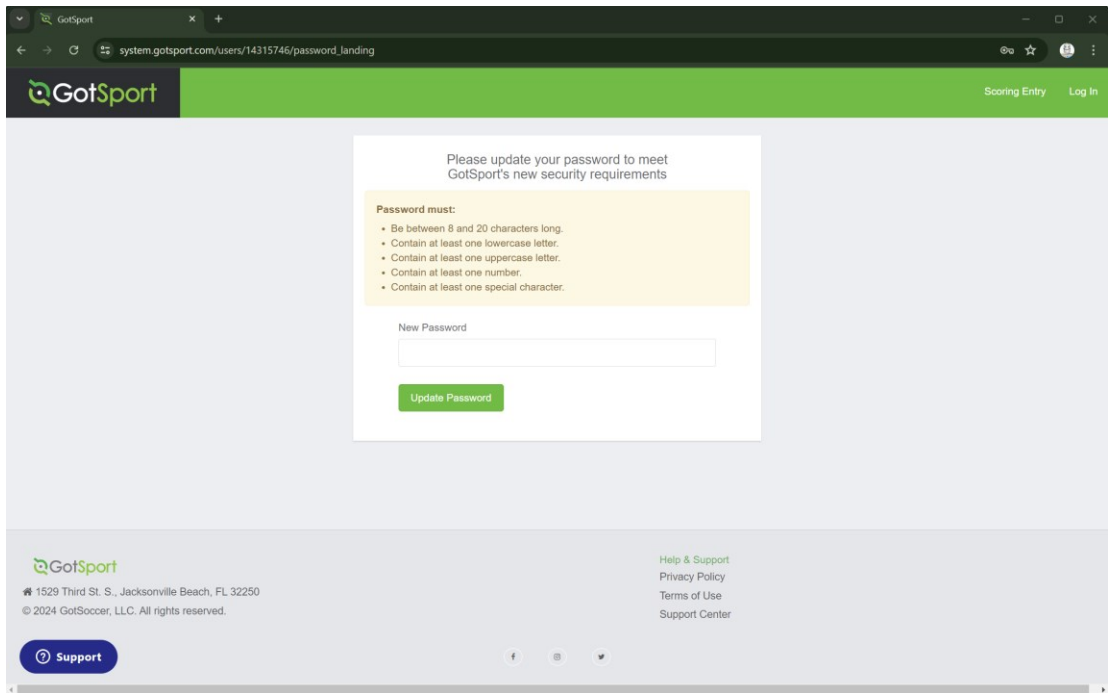
Forgot Password?

A New Era

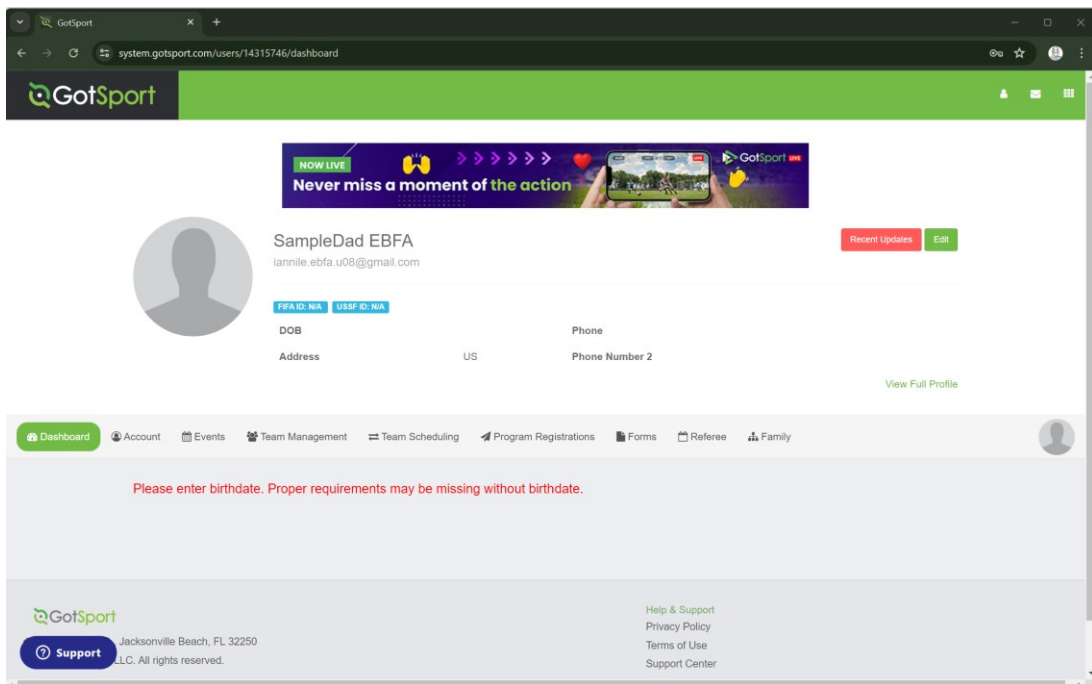
The right section features a graphic with a person's hands typing on a laptop keyboard, with the text "GOTSPORT A New Era" overlaid.

At the bottom of the page, there is a footer with the GotSport logo, address "1529 Third St. S., Jacksonville Beach, FL 32250", copyright "© 2024 GotSoccer, LLC. All rights reserved.", and a "Help & Support" section with links for "Privacy Policy", "Terms of Use", and "Support Center".

System Might Want a Password Update



Landing Page

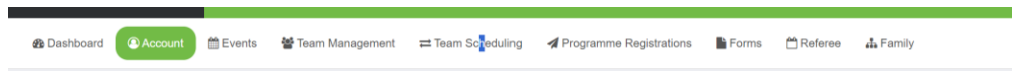


GotSport Single Sign-on Functionality

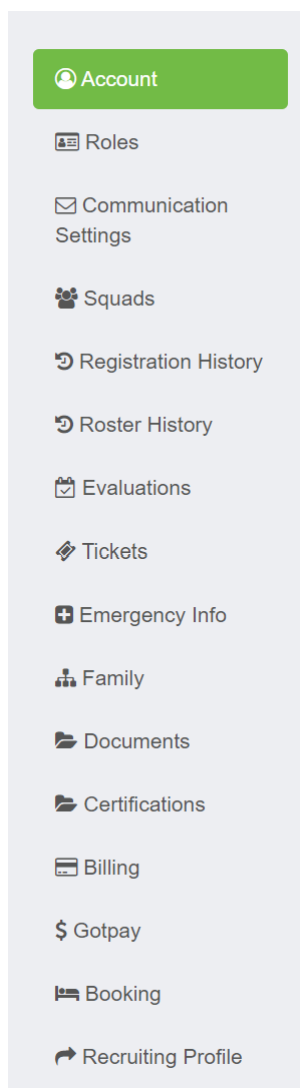
GotSport is a single-sign-on system which the user signs on with their email and has been allocated different roles

Parent/Guardian

A) Banner Access – Dashboard, Account, Form, Family



B) Vertical Account Access - Account, Family, Documents



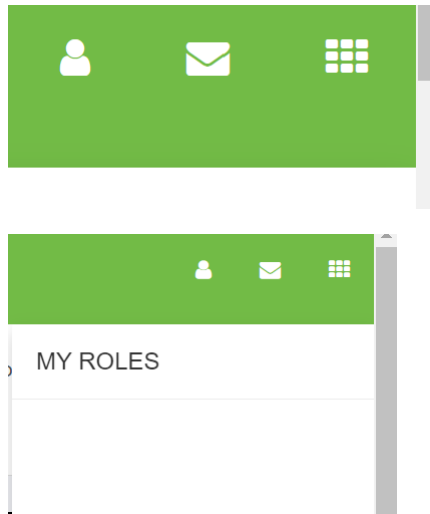
Team Official (Manager/Coach)

A) Banner Access – Dashboard, Account, Events, Team Management, Team Scheduling.

B) Vertical Account Access - Account

Club Official (Secretary, Child Welfare Officer etc)

A) Click on 9 Dots to select an authorise Club Official Roles that have been granted.



Two Possible Data Entry Paths

- 1) Player Data Migrated from Old Portal GotFootball
- 2) Player Data Entry is for New Player to Club/Team

The League Approval/Registration Process includes

Player Data Migrated from Old Portal GotFootball - Process

- 0) Player's record exists from migration.
- 1) Guardians or Club/Team officials add Player Photo (See Tech Spec at end of Document),
- 2) Guardians or Club/Team officials check FAN to see if any update required,
- 3) Player's photo approved by League, (If not approved then photo delete and a new photo is required to be uploaded.)
- 4) Player's FAN approved by League.
- 5) Guardian to complete the GS-LPGAF (For the Player and not for their own Guardian GotSport Record).

Then when and if 1) to 5) steps are done players, can be approved/registered on GotSport by Club officials, via GotSport Squad Builder interface and locked to the team.

Player Data Entry is for New Player to Club/Team - Process

- 0) Club/Team officials create a Player record on the relevant team.
- 1) Guardians or Club/Team officials add Player Photo (See Tech Spec at end of Document),
- 2) Guardians or Club/Team officials check FAN to see if any update required,
- 3) Player's photo approved by League, (If not approved then photo delete and a new photo is required to be uploaded.)
- 4) Player's FAN approved by League.
- 5) Upload POA/POBP (Full Page Passport or Birth Certificate (Unredacted)),
- 6) POA/POBP, League checks First Name, Last Name, DOB, No ITC Require these four (4) POA/POBP conditions are met, League verifies the POA/POBP and locks the first name, last name, DOB and FAN data fields,
- 7) Guardian then completes the GS-LPGAF for the Player and **NOT** for their own Guardian GS Record!

Then when and if 1) to 7) steps are done players, can be approved/registered on GotSport by Club officials, via GotSport Squad Builder interface and locked to the team.

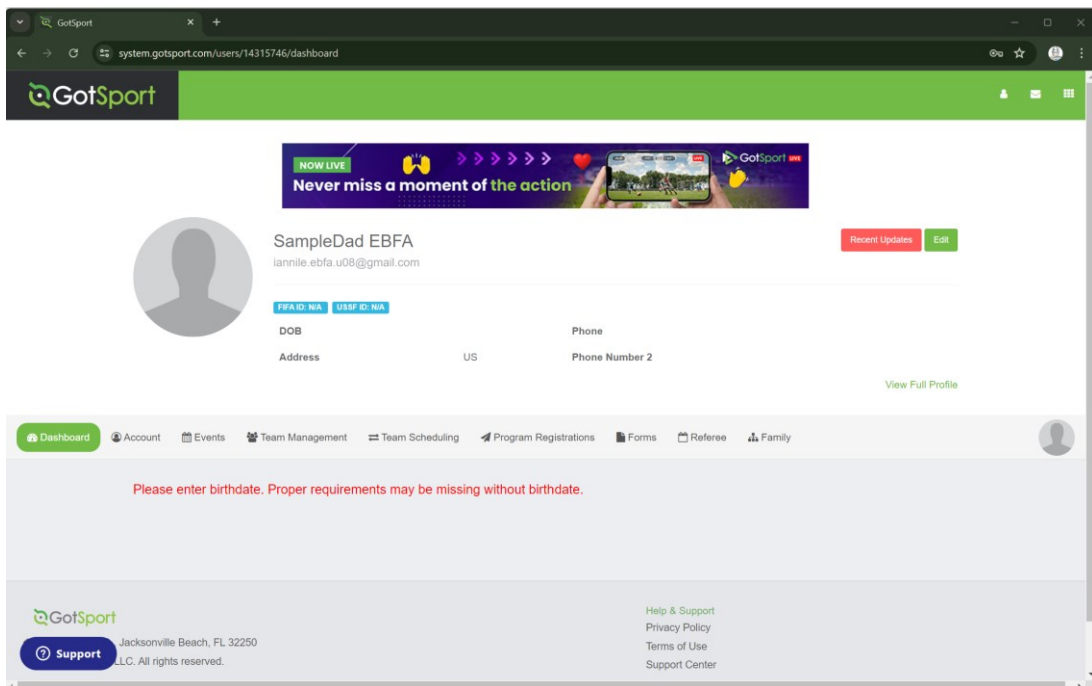
Player Data Migrated from Old Portal GotFootball

Requirements

- Update Accounts page for Parent/Gurdian and Player
- Add Photo for Player (Must conform to EBFA Player Photo Tec Spec)
- Complete Forms GS-LPGAF League Parent Guardian Agreement Form

Login to GotSport

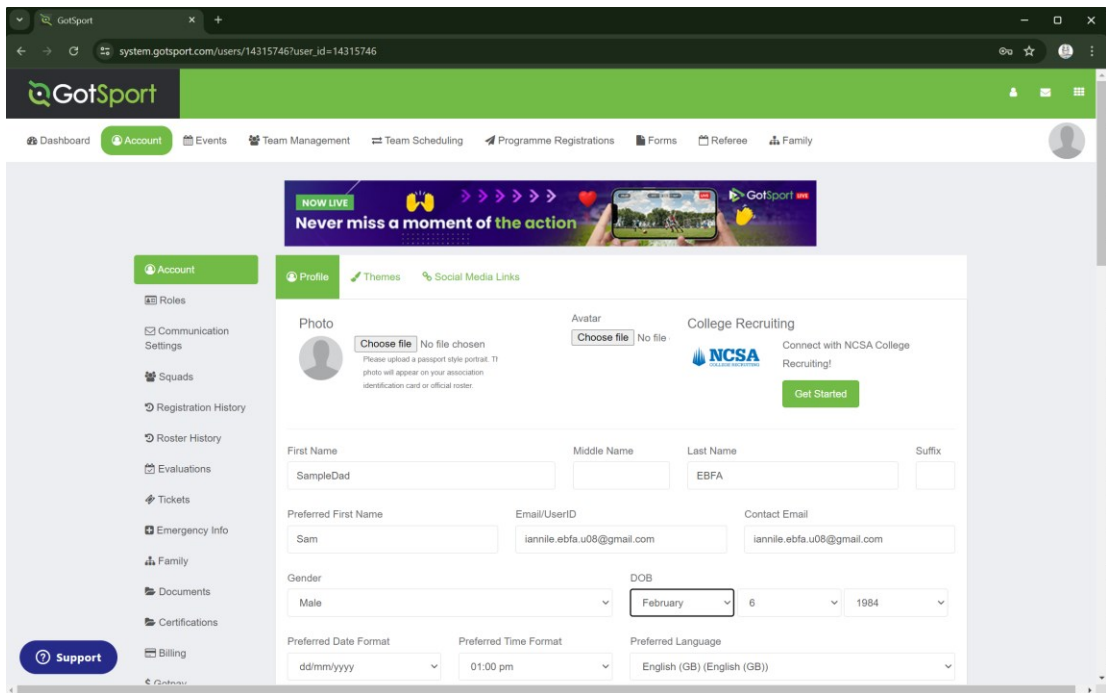
User Dashboard Landing Page



If you have issues with no email or password – contact your team Manager who will contact the Club Official dealing with the GotSport system and they might set you a temporary password for your email/UserID.

Press <Edit> button to update your GotSport Account





1st Data field to update is Address – Make sure Country is changed to England first, which will regionally updated so of the other fields.

Please then complete:

Address

Gender

D.O.B. (Optional)

Preferred Date Format – to dd/mm/yyyy

Preferred Language – English (GB) (English (GB))

FAN –If you have one (Issued on Whole Game System) (Optional)

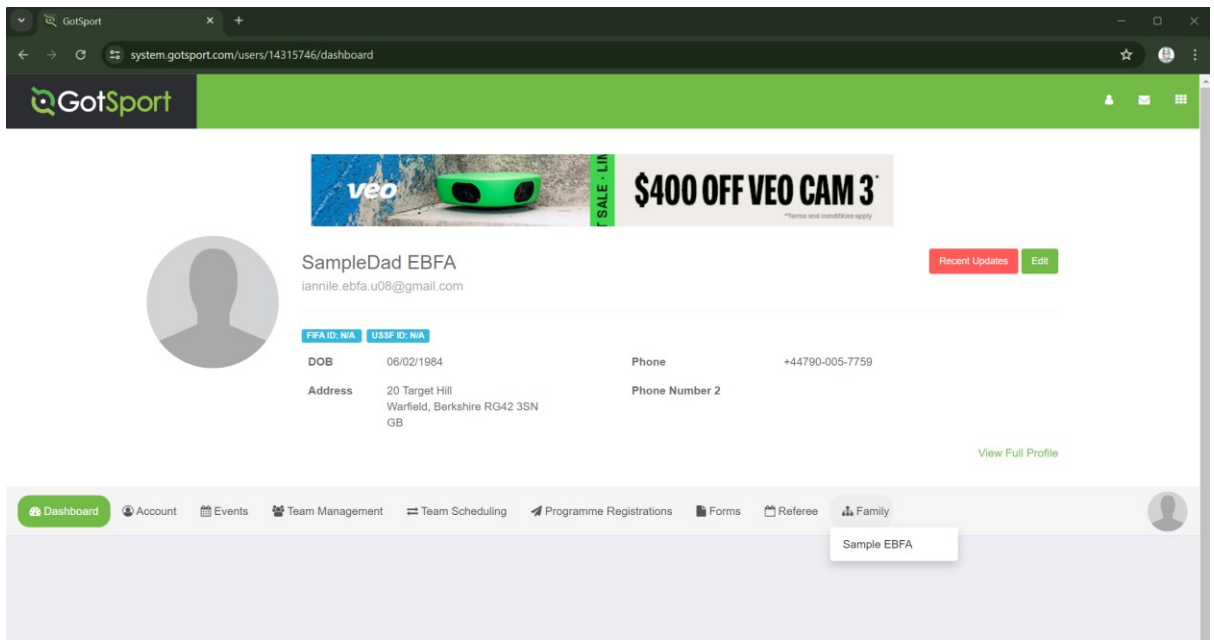
Mobile Phone Number – Select UK Flag and enter number – 07xxx xxxxxx

Select “Save” at bottom to update the account.

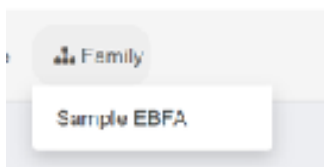
The system should confirm save or show issues with invalid data fields.

Click on Banner - Dashboard to return to Dashboard

Click on Banner - Family to show your child’s name(s) charges (In this case “Sample EBFA” Player). If charge(s) not present, contact your team manager.

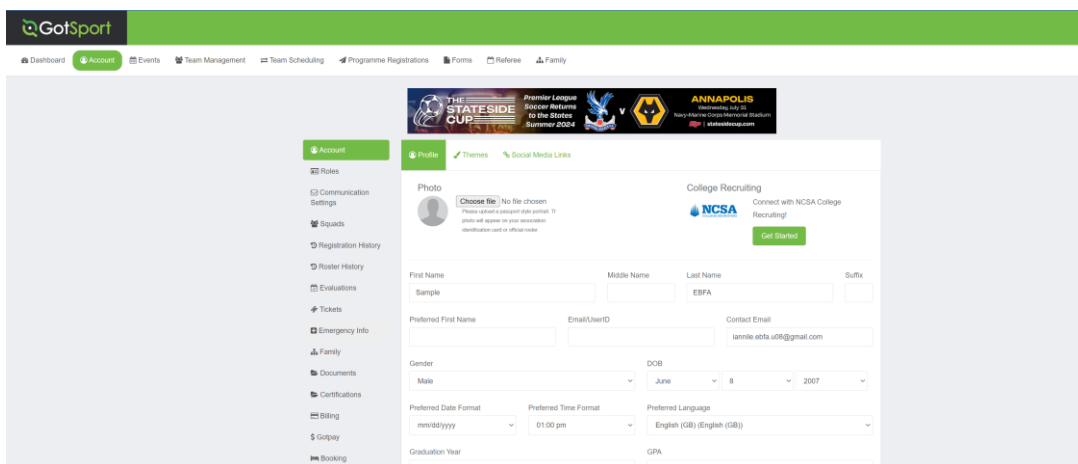


Click on “Sample EBFA” Player - **Note “Sample EBFA” is the players name – if you do not select the player – then the GS-LPGAF that is completed will be for your account and not the player and player then cannot finish approval/registration on this system**



On the Photo Image, top right, hover mouse over image and this will confirm your child’s name, which means the account is now your child’s account and not your guardian account!

This will access the Players Account -> Sample EBFA



If your Child was Migrated from the previous EBFA Portal (GotFootball) then some of the account fields will be grey out as they have already been verified and thus locked

For Instance:

First Name

Last Name

DOB

FAN Number

For a Migrated Child we ask you to update the following

Update Preferred Date Format to dd/mm/yyyy

Update Preferred Language to English (GB) (English (GB))


Update address if changed

Do not change ITC Information

Do not change Citizenship


Seasonal Update of Player Photo

Add a recent Players Photo – The EBFA Photo Tech Spec is the at the end of this document. If the player photo does not match this Tech Spec, then photo will not be approved but denied approval which means the player cannot be registered.



Digital Camera or Smart Phone

Upload to GotSport



Edit Image after GotSport

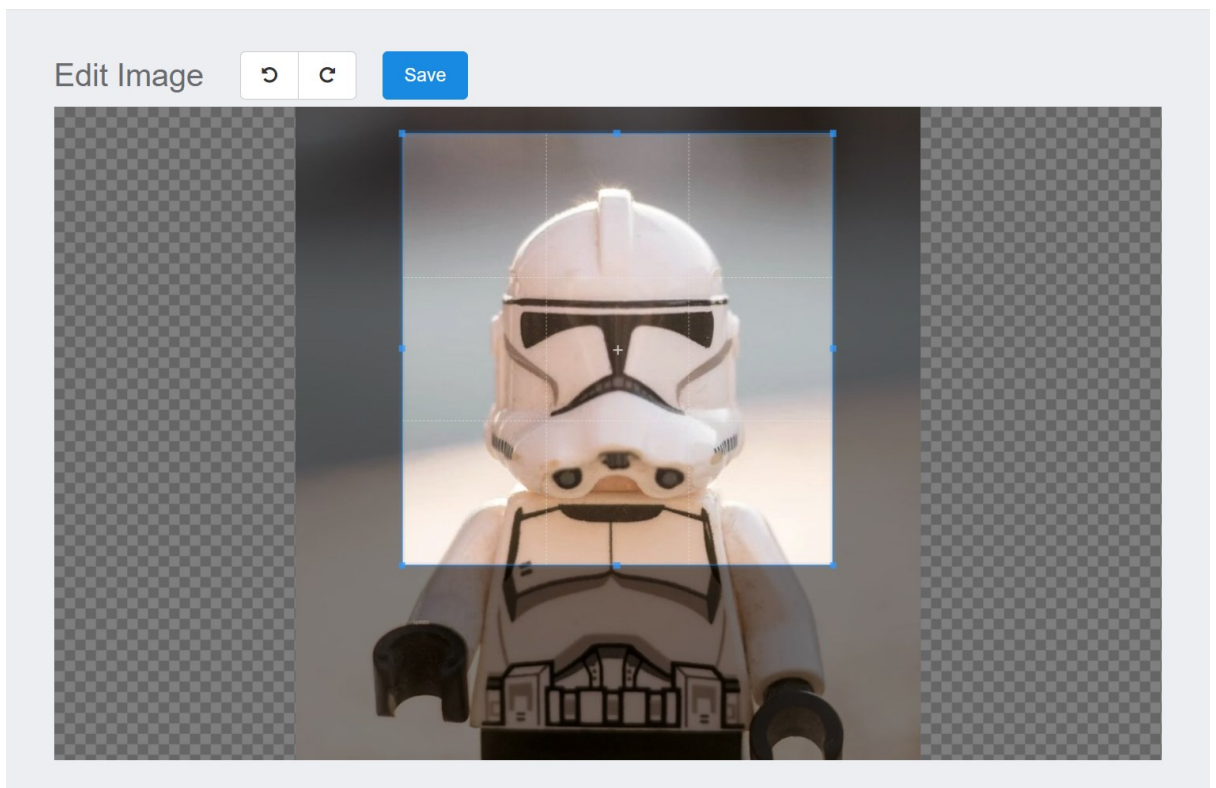
portal cropping

Player Photo as Upload source. Head, Shoulders and Upper body with arms (High Quality Image 2-3MB size). League will use the GotSport Edit Image cropping tool to create photo for ID Cards and Team Sheets.



Example of Image that should be uploaded

EBFA Image Editing on Portal



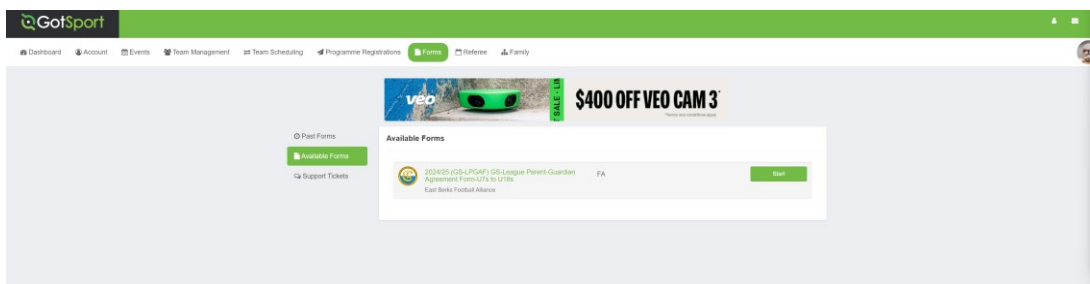
Final Image for GotSport ID Cards and Team Sheet for Match Days



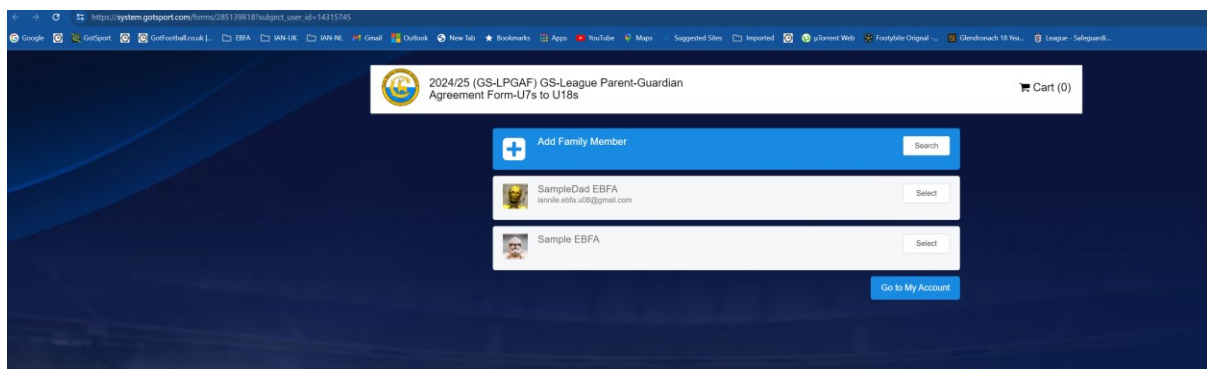
Press <Save> to save any changes.

Complete the 2024/25 (GS-LPGAF) GS- League Parent Guardian Agreement Form-U7s to U18s

Click on the Banner Forms (Green Below)



Click on <Start>




Click on Select for your Child



Sample EBFA


Select

Check the Profile Information



2024/25 (GS-LPGAF) GS-League Parent-Guardian Agreement Form-U7s to U18s

Profile Information Select Organisation/Team Registration Form

 **Sample EBFA**
[Change User](#)

First Name	<input type="text" value="Sample"/>	Last Name	<input type="text" value="EBFA"/>
Email/UserID	<input type="text"/>	Contact Email	<input type="text" value="iannile.ebfa.u08@gmail.com"/>
DOB	<input type="text" value="June"/> <input type="text" value="8"/> <input type="text" value="2007"/>	Gender	<input type="text" value="Male"/>
Preferred Language	<input type="text" value="English (GB) (English (GB))"/>	Ethnicity	<input type="text" value="Choose Not to Disclose"/>
Time Zone Name	<input type="text" value="London"/>		
Mobile Phone Number	<input type="text" value="(201) 555-0123"/>	Phone Number 2	<input type="text" value="(201) 555-0123"/>
Address	<input type="text" value="10 Target Hill"/>	Address (Continued)	<input type="text"/>
City	<input type="text" value="Bracknell"/>	County	<input type="text" value="Berkshire"/>
Postal Code	<input type="text" value="RG42 3SN"/>	Country	<input type="text" value="United Kingdom"/>

Press <Save> to Continue

Complete the Select Organisation (Club)/Team

2024/25 (GS-LPGAF) GS-League Parent-Guardian Agreement Form-U7s to U18s
Sample EBFA
Enroller: SampleDad EBFA

Profile Information **Select Organisation/Team** Registration Form

Sample EBFA
[Change User](#)

Select Your Organisation

Organisation
Select One...

Select Your Team

Team
Select One...

[Continue](#)

Selection Made

2024/25 (GS-LPGAF) GS-League Parent-Guardian Agreement Form-U7s to U18s
Sample EBFA
Enroller: SampleDad EBFA

Profile Information **Select Organisation/Team** Registration Form

Sample EBFA
[Change User](#)

Select Your Organisation

Organisation
EBFA Demo FC

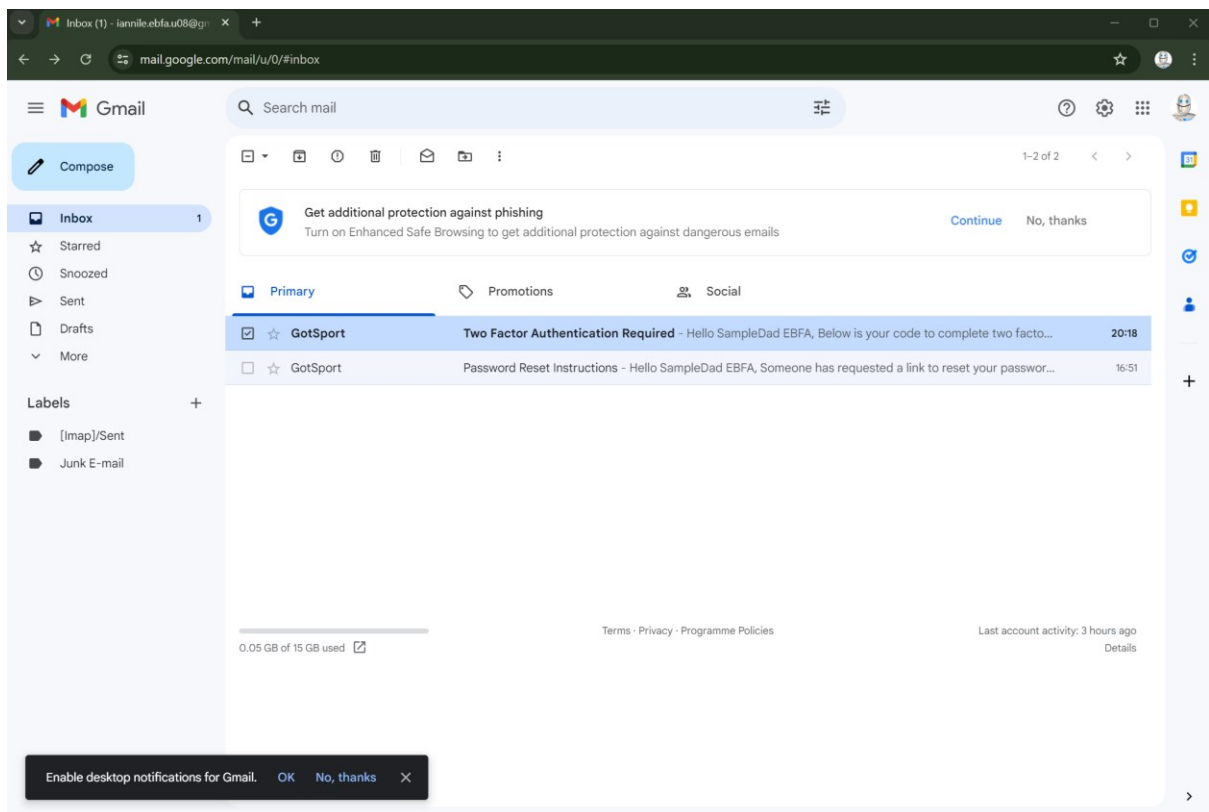
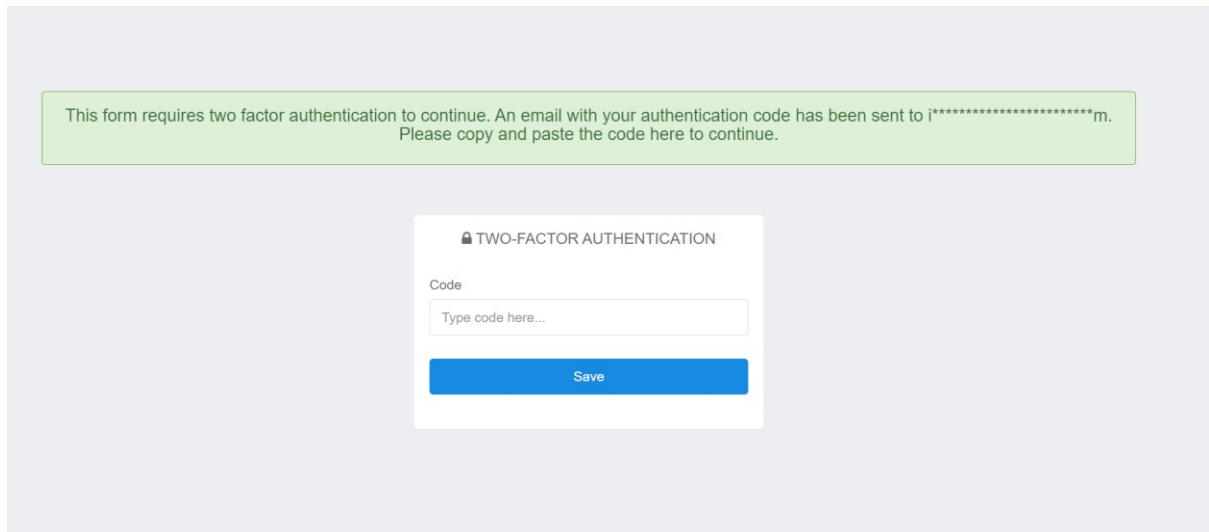
Select Your Team

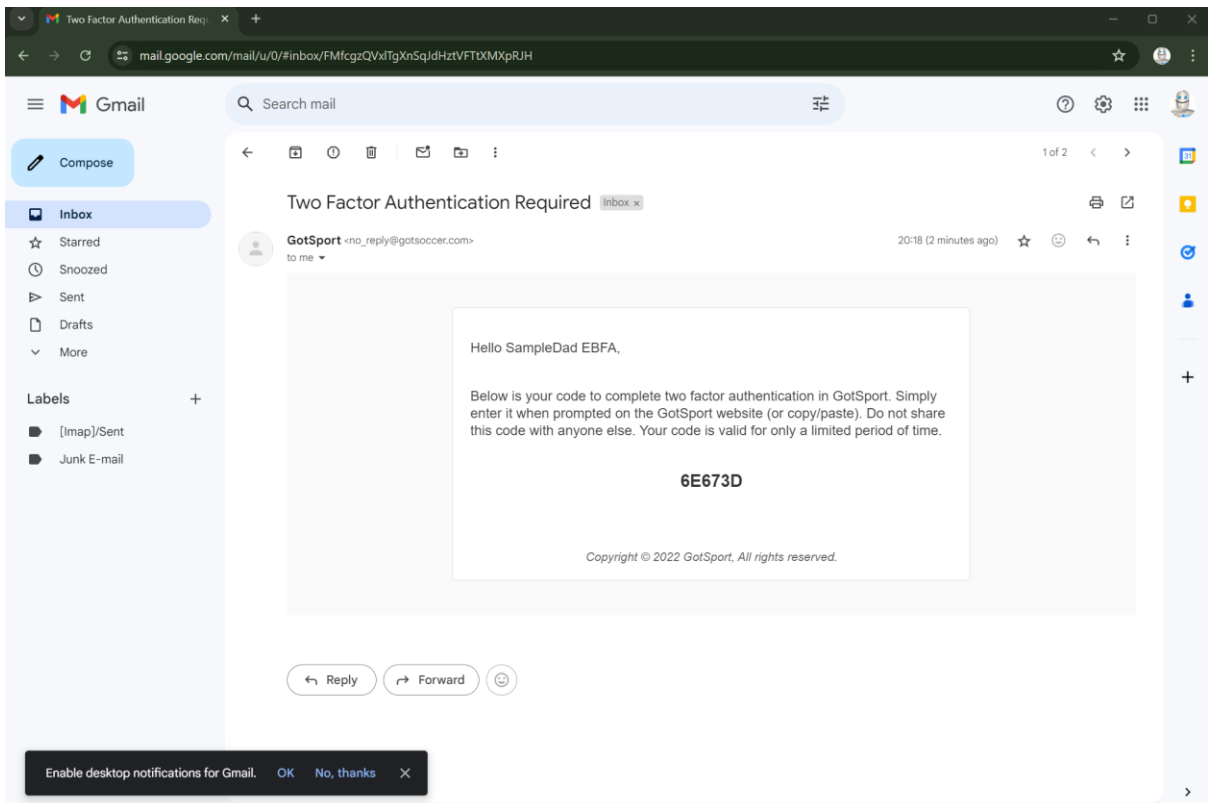
Team
EBFA Demo FC U18 Colts

[Continue](#)

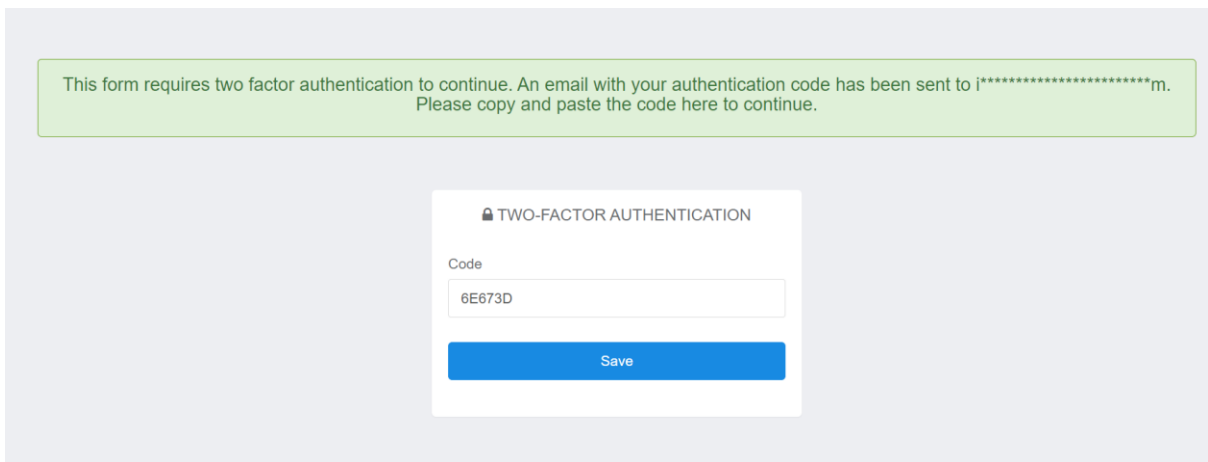
Press <Continue> button

System now sends you a Two-Factor Authentication Email





Enter the code and press <Save>)



Read And Complete the Registration Form Section



2024/25 (GS-LPGAF) GS-League Parent-Guardian Agreement Form-U7s to U18s

Sample EBFA
Enroller: SampleDad EBFA

Profile Information

Select Organisation/Team

Registration Form

I am over the age of 18 or am the legal guardian of the above player

This League Parent/Guardian Agreement Form (LPGAF) MUST BE completed and digitally signed by a Legal Guardian of the player. Any completion or digital signing breaches will result in the player's registration with East Berks Football Alliance league (EBFA), for 2024/25, being suspended or revoked. Team and Club officials CANNOT be authorised to complete and digitally signed the League Parent/Guardian Agreement Form unless they have legal guardianship of the player and can provide proof of such to the League.

A Player's registration with the EBFA for 2024/25 via this GotFootball/GotSport website portal requires, the players address is completed, a digital passport headshot/shoulder photo of the player has been uploaded and if the player's Date of Birth is not shown as verified "V", a digital copy of a proof of age document must be uploaded so the league can verify they name, date of birth and place of birth (Proof of age documents shall be a Birth Certificate or Passport)

Note: Photos of the player need to be of British Passport standard and taken in last 60 days - any variations could lead to the photo being rejected and the player's registration being delayed.

Photos of the players are used to produce Player Registration Cards and these photos of the players will appear on the fixture team sheet, which is shared with the opposition Manager/Coaches. All Managers/Coaches of Clubs in EBFA are required by the Football Association to be Disclosure and Barring Service (DBS) checked by their Club to gain a FA-Accepted DBS check. DBS Eligibility is governed by legislation and government guidance. In brief this means a DBS check is required for anyone aged 16 years or over who undertakes any potential unsupervised roles working directly with children and young people under the age of 18.

The County FA in 2017/18 restored a Football Association's Standard Code of Rule for Youth Football Competitions rule to the EBFA rules that requires - That for players in full-time secondary education - The availability of children shall be cleared with the Head Teachers (except for Sunday Competitions). Therefore, it is the responsibility of the Parent/Guardian, to inform the player's Head Teachers that your child/ward plays in East Berks Football Alliance and plays football on a Saturday (07-Sep-24 to 04-May-25) and you must ask the Head Teachers for confirmation in writing that they are cleared to play in East Berks Football Alliance and plays football on a Saturday (07-Sep-24 to 04-May-25). The confirmation communication should be provided to your team's manager.

East Berks Football Alliance is a FA Accredited League ("Respect league") and copies of the Rules & Regulations and Codes of Conduct are available of www.eastberksfa.com.

Please take the opportunity to review the East Berks Football Alliance's Privacy Statement Policy, on the www.eastberksfa.com website - EBFA's Privacy Statement.

The EBFA's use of the GotFootball/GotSport administration portal, is where your and your child's/ward's personal data is entered and stored. We keep personal data on our participants while they continue to be a participant or are otherwise actively involved with the League. We will delete this data 2 months after a participant has left or otherwise ended their registration or affiliation, or sooner if specifically requested and we are able to do so. We may need to retain some personal data for longer for legal or regulatory purposes. The personal data that is stored on GotFootball system and is subject to the GotFootball's/GotSport's privacy statement so we advise you review that policy together with this notice. If anyone would like their personal data to be deleted from GotFootball then please complete the online form available on the GotFootball system via the GotFootball's/GotSport's privacy centre. However, if your request your personal data to be removed from the GotFootball/GotSport system your child/ward will then not be able to participate in any EBFA League activities as a Player.

By digitally signing this form you, as Parent/Guardian I agree to our child/ward being registered with the EBFA league and that you will all abide by the Rules & Regulations and Codes of Conduct as laid down by the EBFA and the English Football Association (theFA) for the 2024/25 season. Failure to abide by the Rules & Regulations and Codes of Conduct could lead to suspension or exclusion from the EBFA League.

The fee/payment for completing EBFA LPGAF is £0.00. All other football related fees are agreed by you with you Club and paid to your Club directly.

Please Sign Above


Clear

Save (Page 1 of 1)

After reading - Click the tick box

I am over the age of 18 or am the legal guardian of the above player

Sign the Form with mouse or touch screen



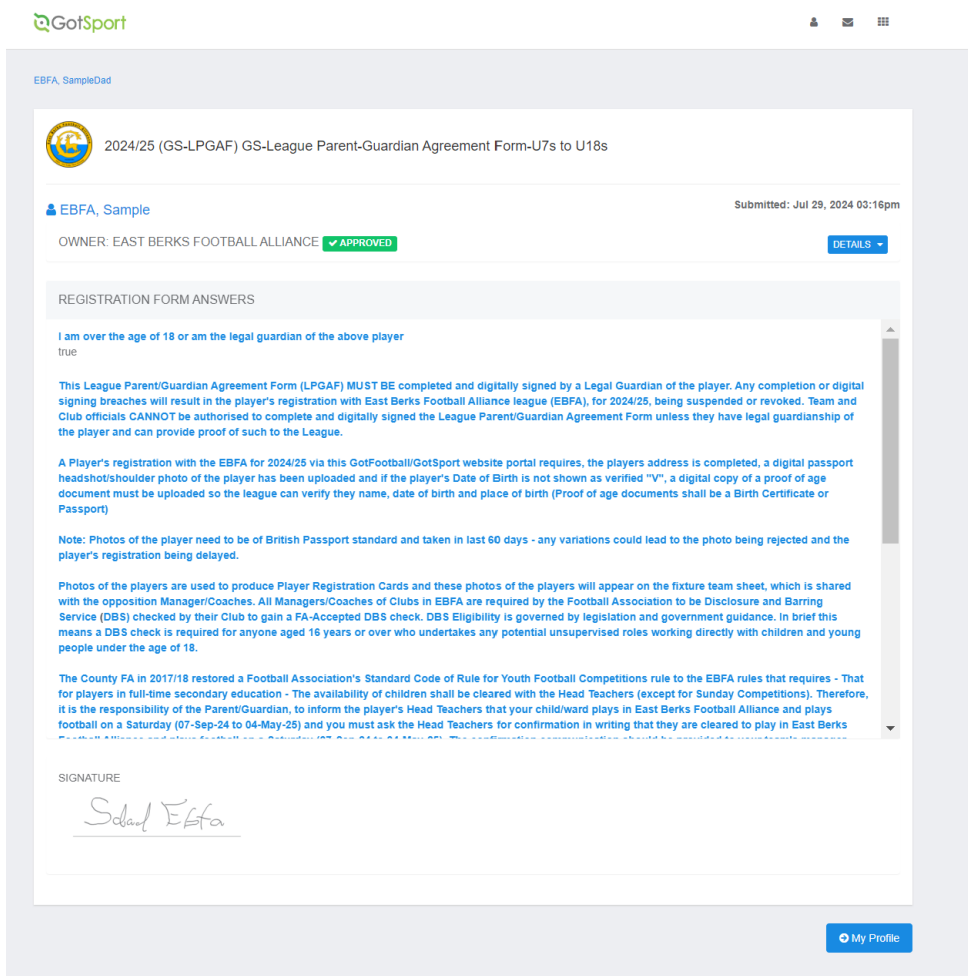
Please Sign Above

Save (Page 1 of 1)

Clear

Click <Save (Page 1 of 1)> button

Confirmation that GS-LPAF has been approved by League



GotSport

EBFA, SampleDad

2024/25 (GS-LPGAF) GS-League Parent-Guardian Agreement Form-U7s to U18s

Submitted: Jul 29, 2024 03:16pm

EBFA, Sample

OWNER: EAST BERKS FOOTBALL ALLIANCE **APPROVED** [DETAILS](#)

REGISTRATION FORM ANSWERS

I am over the age of 18 or am the legal guardian of the above player
true

This League Parent/Guardian Agreement Form (LPGAF) MUST BE completed and digitally signed by a Legal Guardian of the player. Any completion or digital signing breaches will result in the player's registration with East Berks Football Alliance league (EBFA), for 2024/25, being suspended or revoked. Team and Club officials CANNOT be authorised to complete and digitally signed the League Parent/Guardian Agreement Form unless they have legal guardianship of the player and can provide proof of such to the League.

A Player's registration with the EBFA for 2024/25 via this GotFootball/GotSport website portal requires, the players address is completed, a digital passport headshot/shoulder photo of the player has been uploaded and if the player's Date of Birth is not shown as verified "V", a digital copy of a proof of age document must be uploaded so the league can verify they name, date of birth and place of birth (Proof of age documents shall be a Birth Certificate or Passport)

Note: Photos of the player need to be of British Passport standard and taken in last 60 days - any variations could lead to the photo being rejected and the player's registration being delayed.

Photos of the players are used to produce Player Registration Cards and these photos of the players will appear on the fixture team sheet, which is shared with the opposition Manager/Coaches. All Managers/Coaches of Clubs in EBFA are required by the Football Association to be Disclosure and Barring Service (DBS) checked by their Club to gain a FA-Accepted DBS check. DBS Eligibility is governed by legislation and government guidance. In brief this means a DBS check is required for anyone aged 16 years or over who undertakes any potential unsupervised roles working directly with children and young people under the age of 18.

The County FA in 2017/18 restored a Football Association's Standard Code of Rule for Youth Football Competitions rule to the EBFA rules that requires - That for players in full-time secondary education - The availability of children shall be cleared with the Head Teachers (except for Sunday Competitions). Therefore, it is the responsibility of the Parent/Guardian, to inform the player's Head Teachers that your child/ward plays in East Berks Football Alliance and plays football on a Saturday (07-Sep-24 to 04-May-25) and you must ask the Head Teachers for confirmation in writing that they are cleared to play in East Berks

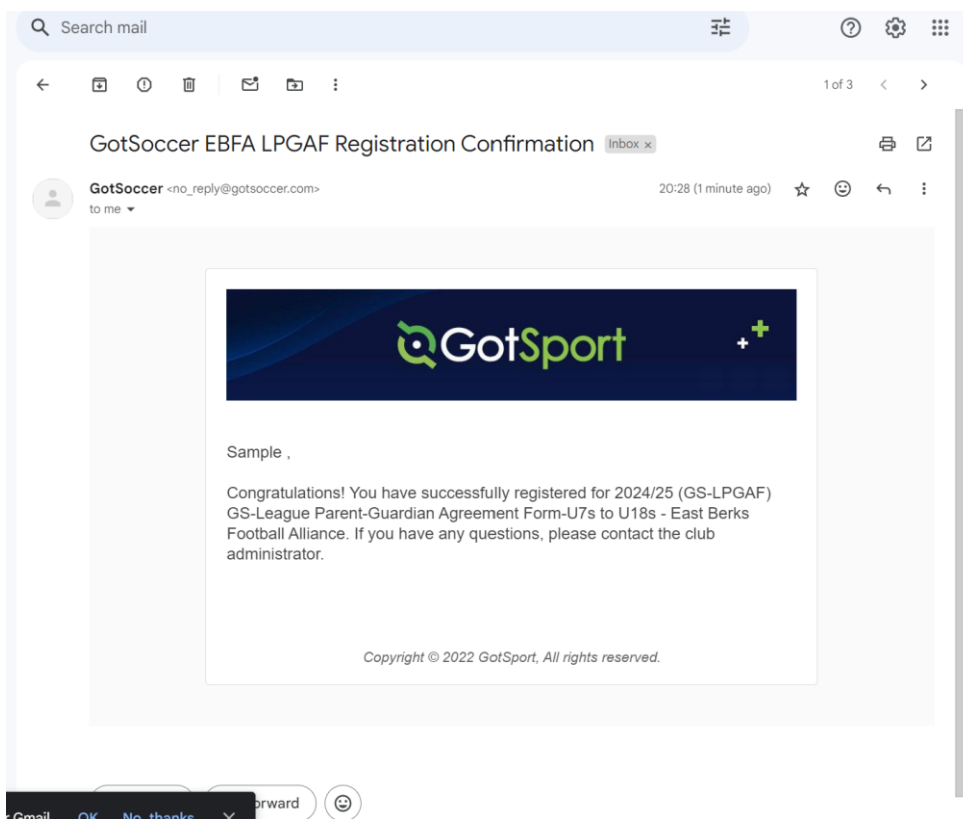
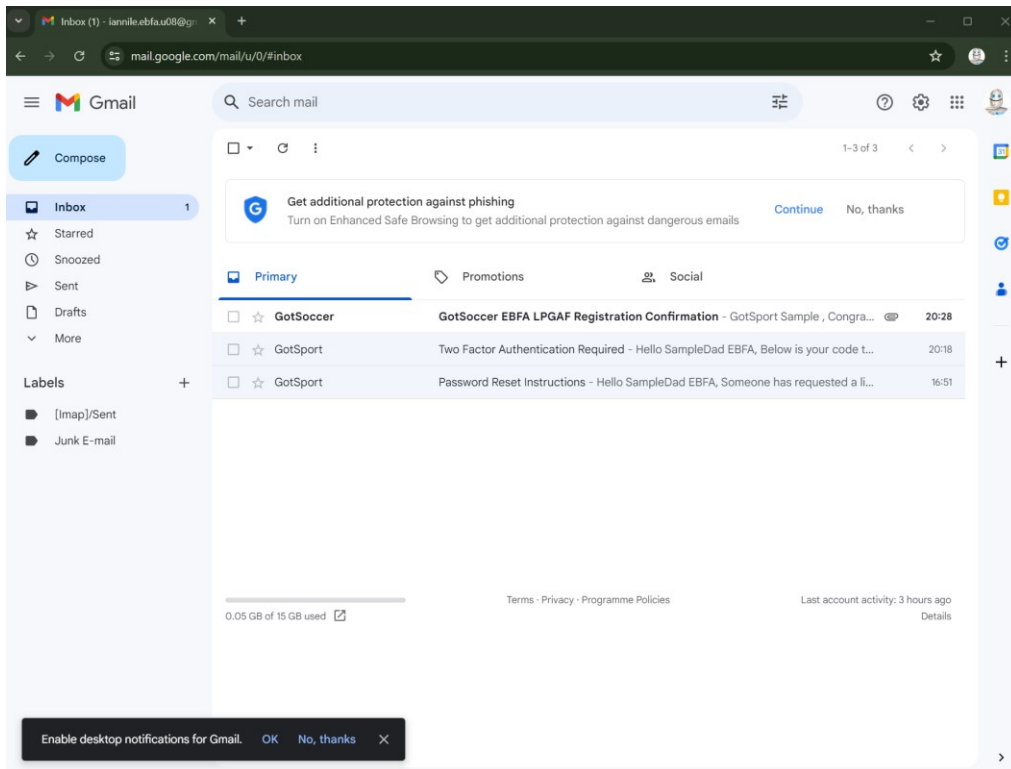
SIGNATURE

Sadaq Ebfa

[My Profile](#)

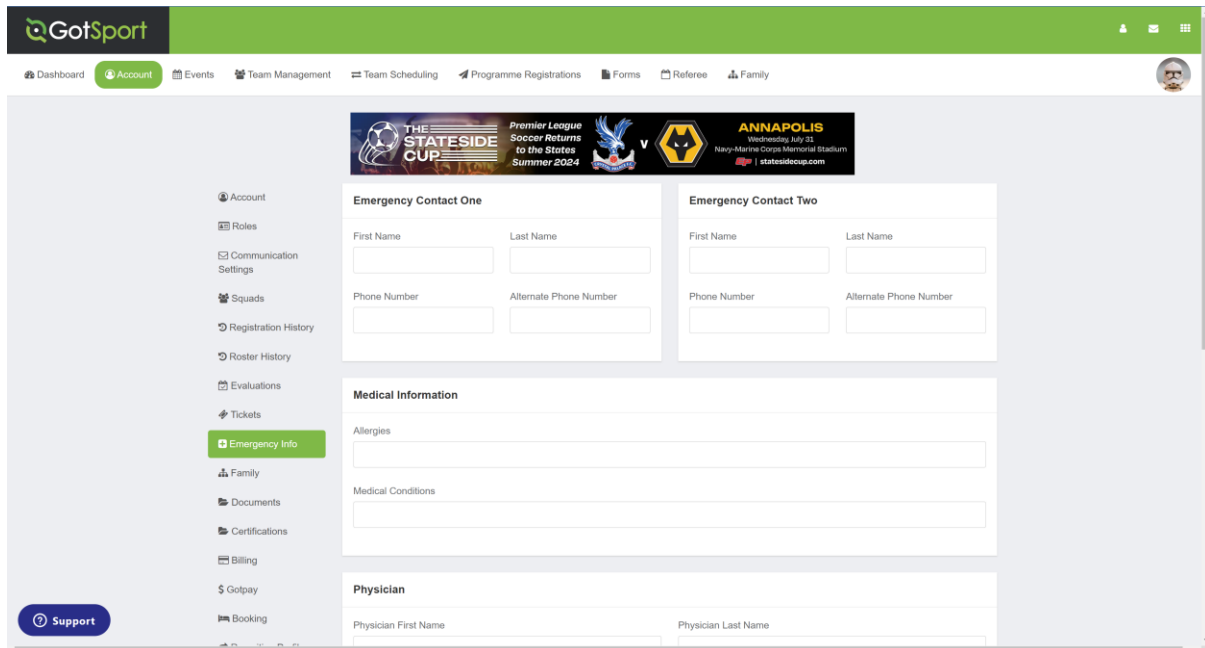
System also sends you a confirmation email

GS- LPGAF Confirmation Email



Account Extras – Emergency Contact One/Two and Medical Information

Select the Emergency Info



The screenshot shows the 'Emergency Info' form in the GotSport user interface. The form is divided into three main sections: Emergency Contact One, Emergency Contact Two, and Medical Information. The 'Emergency Contact One' section has fields for First Name, Last Name, Phone Number, and Alternate Phone Number. The 'Emergency Contact Two' section has the same four fields. The 'Medical Information' section has a large text area for Allergies and another for Medical Conditions. Below these is a 'Physician' section with fields for Physician First Name and Physician Last Name. A left sidebar contains navigation options like Account, Roles, Communication Settings, Squads, Registration History, Roster History, Evaluations, Tickets, Emergency Info (highlighted), Family, Documents, Certifications, Billing, Gotpay, and Booking. A top navigation bar includes Dashboard, Account, Events, Team Management, Team Scheduling, Programme Registrations, Forms, Referee, and Family. A banner at the top of the main content area advertises 'THE STATESIDE CUP' and 'ANNAPOLIS'.

Update/Add the Emergency Contact One / Emergency Contact Two and relevant Medical Information.

Press <Save> at bottoms of screen.

The Parent/Gurdian procedure for a Migrated player is finished.

Player Data Entry is for New Player to Club/Team

Requirements

Update Accounts page for Parent/Gurdian

Add Photo for Player (Must conform to EBFA Player Photo Tec Spec)

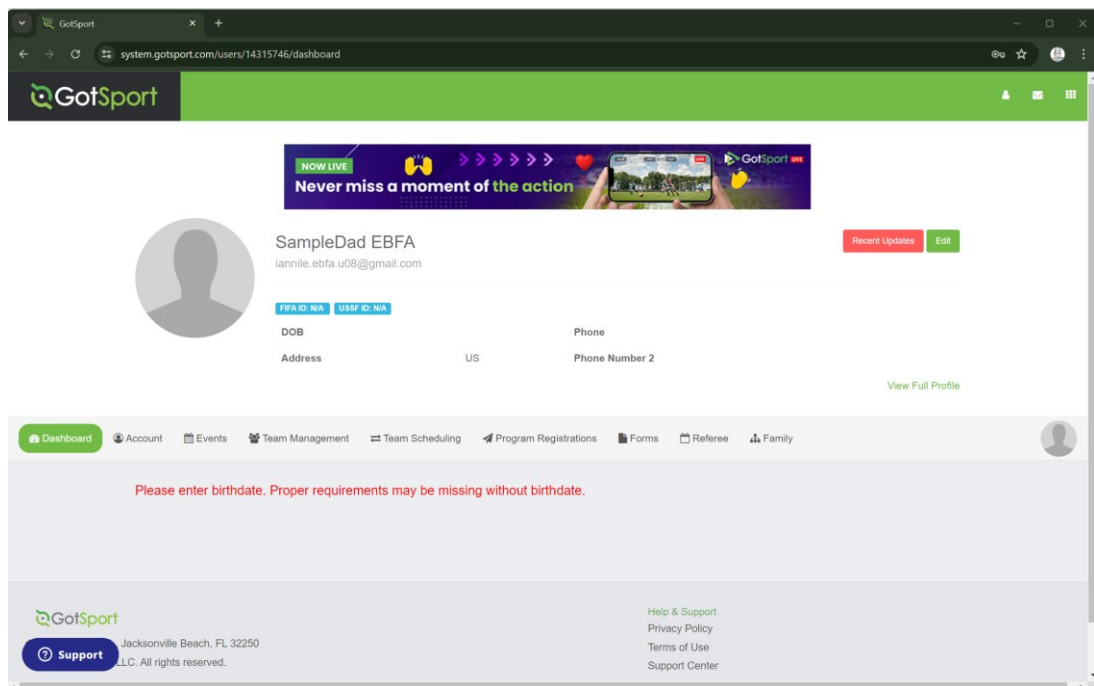
Update Accounts page for Player and add ITC Information and Citizenship details for Player

Upload Documents (Proof of Age – Passport or Birth Certificate and any ITC documents) for Player

Complete Forms GS-LPGAF League Parent Guardian Agreement Form

Login to GotSport

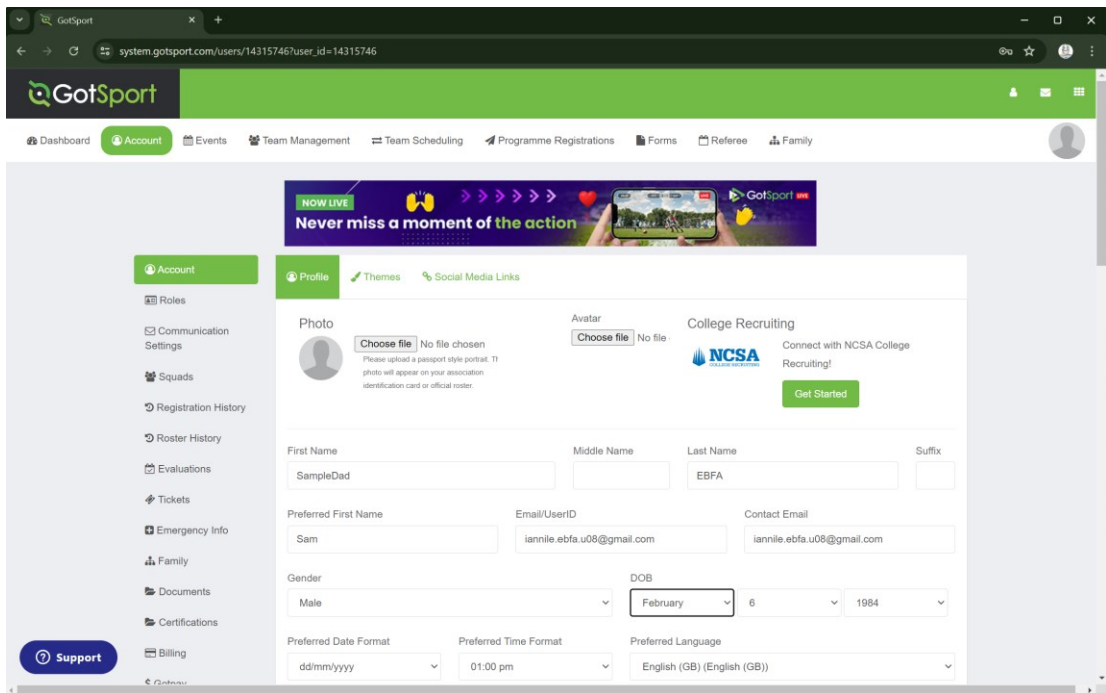
User Dashboard Landing Page



If you have issues with no email or password – contact your team Manager who will contact the Club Official dealing with the GotSport system and they might set you a temporary password for your email/UserID.

Press <Edit> button to update your GotSport Account





1st Data field to update is Address – Make sure Country is changed to England first, which will regionally updated so of the other fields.

Please then complete:

Address

Gender

D.O.B. (Optional)

Preferred Date Format – to dd/mm/yyyy

Preferred Language – English (GB) (English (GB))

FAN –If you have one (Issued on Whole Game System) (Optional)

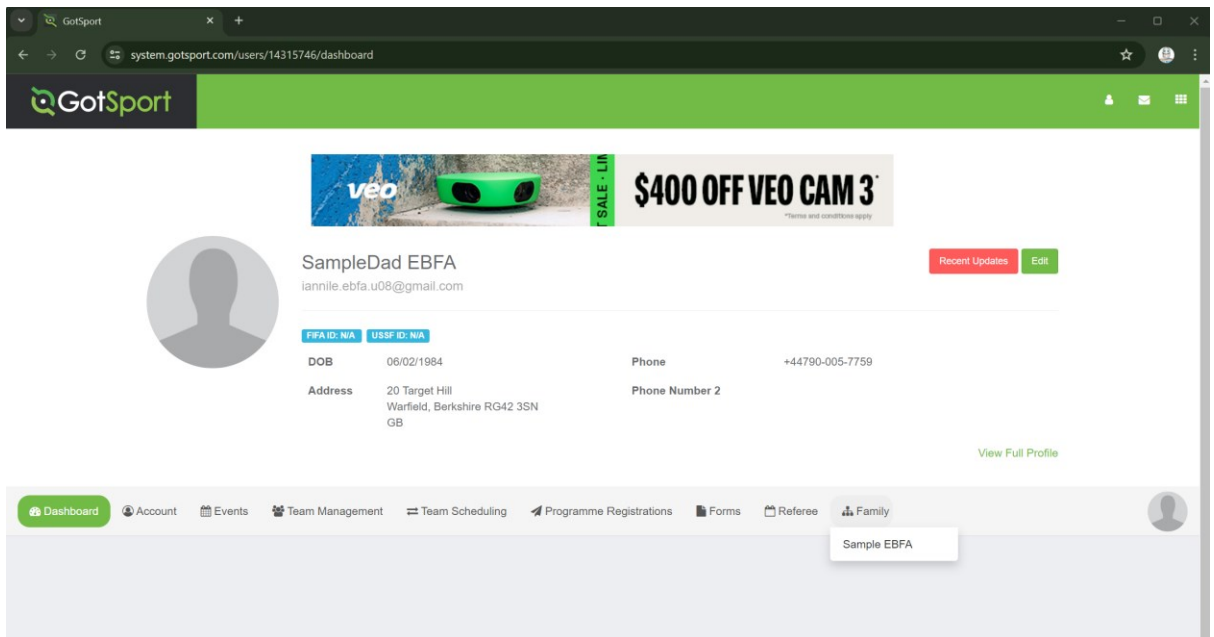
Mobile Phone Number – Select UK Flag and enter number – 07xxx xxxxxx

Select “Save” at bottom to update the account.

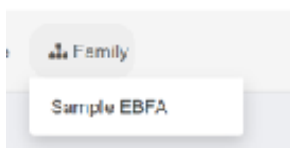
The system should confirm save or show issues with invalid data fields.

Click on Banner - Dashboard to return to Dashboard

Click on Banner - Family to show your child’s name(s) charges (In this case “Sample EBFA” Player). If charge(s) not present, contact your team manager.

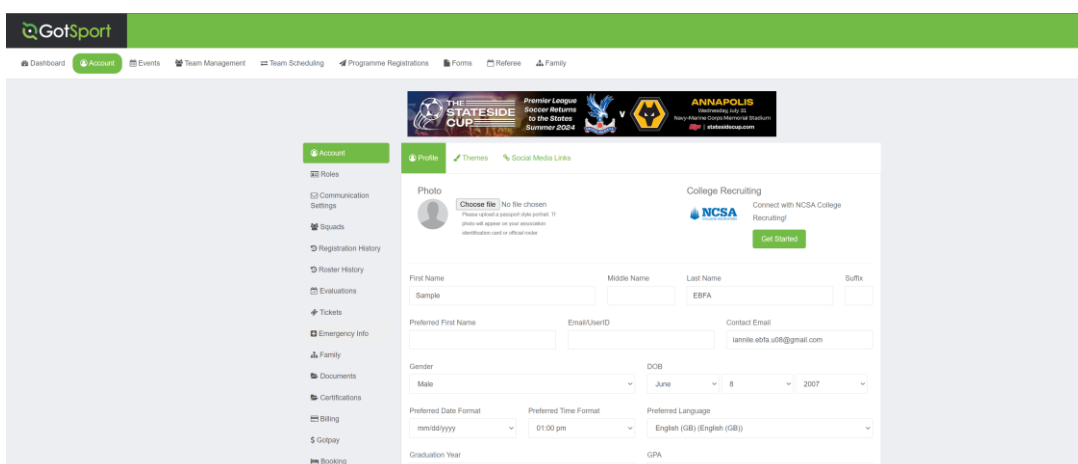


Click on “Sample EBFA” Player - **Note “Sample EBFA” is the players name – if you do not select the player – then the GS-LPGAF that is completed will be for your account and not the player and player then cannot finish approval/registration on this system**



On the Photo Image, top right, hover mouse over image and this will confirm your child’s name, which means the account is now your child’s account and not your guardian account!


This will access the Players Account -> Sample EBFA



New Child to Club/Team – Add Player Photo


Add a Players Photo – The EBFA Photo Tech Spec is the at the end of this document.

If the player photo does not match this Tech Spec, then photo will not be approved but denied approval which means the player cannot be registered.



Digital Camera or Smart Phone

Upload to GotSport



Edit Image after GotSport

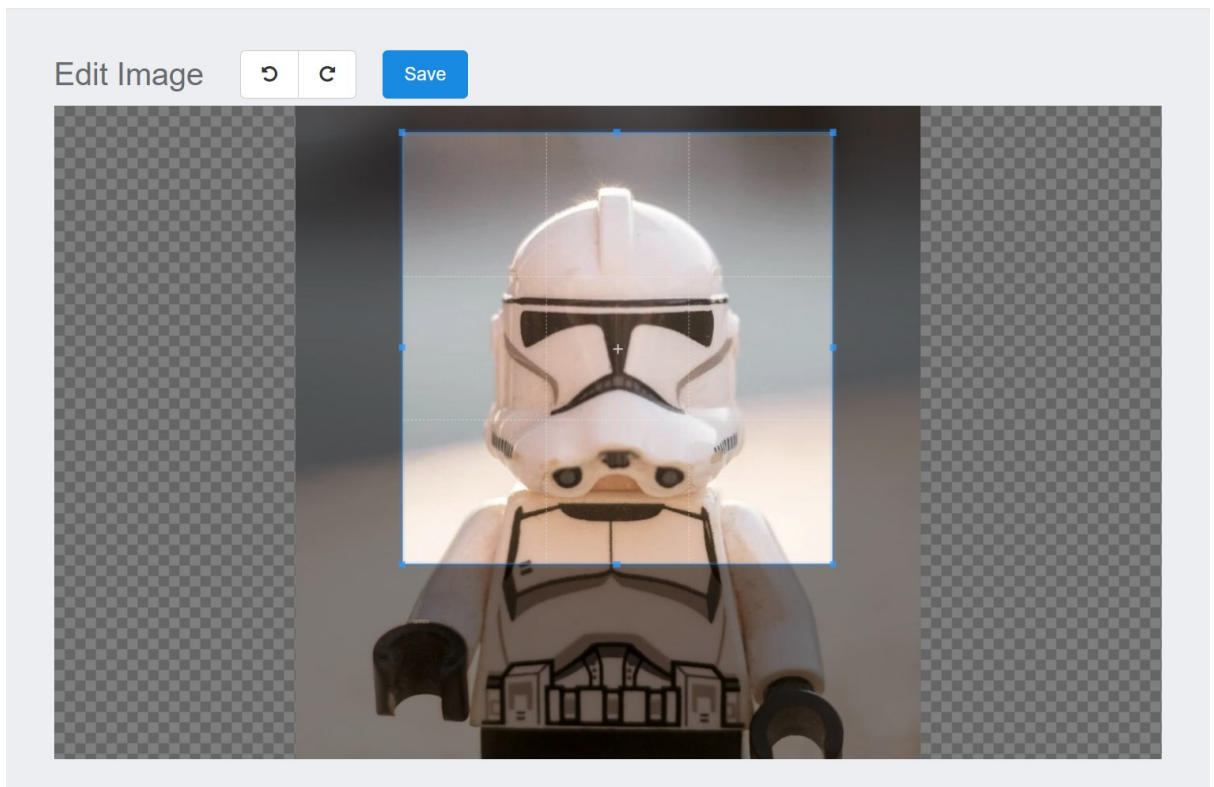
portal cropping

Player Photo as Upload source. Head, Shoulders and Upper body with arms (High Quality Image 2-3MB size). League will use the GotSport Edit Image cropping tool to create photo for ID Cards and Team Sheets.



Example of Image that should be uploaded

EBFA Image Editing on Portal



Final Image for GotSport ID Cards and Team Sheet for Match Days



Press <Save> to save any changes.

Add Player Details

Make sure Country is changed to United Kingdom or England, first so related field are updated.

Add player details, for Instance:

First Name (Legal First Name as shown on passport or birth certificate)

Last Name (Legal Surname as shown on passport or birth certificate)

Gender of Player

DOB (Date of Birth as shown on passport or birth certificate)

FAN Number (If you have this from Football Association Whole Game System)

Update Preferred Date Format to dd/mm/yyyy

Update Preferred Language to English (GB) (English (GB))

Update Time Zone Name – London

Add Mobile Phone Number – Select UK Flag and enter number – 07xxx xxxxxx

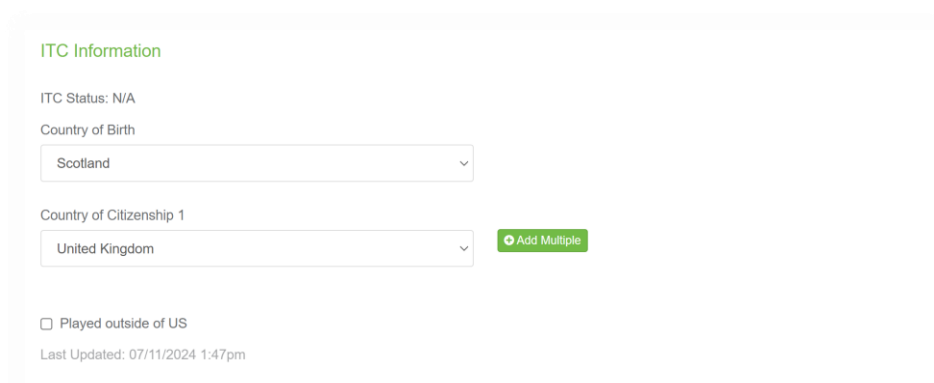
Add Address

Enter ITC Information

Country of Birth (as shown by passport or birth certificate)

Country of Citizenship 1 (as shown by passport or birth certificate)

Example of ITC Information



The screenshot shows a form titled "ITC Information". It includes the following fields and options:

- ITC Status: N/A
- Country of Birth: A dropdown menu with "Scotland" selected.
- Country of Citizenship 1: A dropdown menu with "United Kingdom" selected, and a green "Add Multiple" button to its right.
- A checkbox labeled "Played outside of US" which is currently unchecked.
- A timestamp at the bottom: "Last Updated: 07/11/2024 1:47pm".

If the Player's Passport is a United Kingdom Passport, then

Country of Birth field – Please do not select United Kingdom as there are 4 Football Association in the United Kingdom (England, Northern Ireland, Scotland and Wales), so please be specific as to Country of Birth which matches the Passport as uploaded to GotSport for player verification.

Country of Citizenship 1 would be United Kingdom for a United Kingdom Passport

In above example a UK passport is used and shows the player's Place of Birth as Edinburgh, so Country of Birth is changed to Scotland.

In Citizenship box 1 at bottom – select United Kingdom if UK Passport.

If the Player's Birth Certificate was issued in Reading – Country of Birth is England and Country of Citizenship 1 is England.

Enter Citizenship

ITC Information

ITC Status: N/A

Country of Birth

Country of Citizenship 1

[+ Add Multiple](#)

Played outside of US

Last Updated: 29/07/2024 2:48pm

Enter Country.

Enter Passport No in the Passport Number field and Passport Expiration date as shown on Passport.

Played outside of US – please treat as Played outside of England

Select "Save" at bottom of page

Upload Documents

For the purpose of League verification of

First Name

Last Name

DOB

ITC Information

Citizenship

GotSport

Dashboard Account Events Team Management Team Scheduling Programme Registrations Forms Referee Family

Account Roles Communication Settings Squads Registration History Roster History Evaluations Tickets Emergency Info Family Documents Certifications Billing Gotpay Booking Recruiting Profile

Documents [New Document](#)

All Files [Submit](#)

No Documents

Select New Document

GotSport

Dashboard Account Events Team Management Team Scheduling Programme Registrations Forms Referee Family

Account Roles Communication Settings Squads Registration History Roster History Evaluations Tickets Emergency Info Family Documents Certifications Billing Gotpay Booking Recruiting Profile

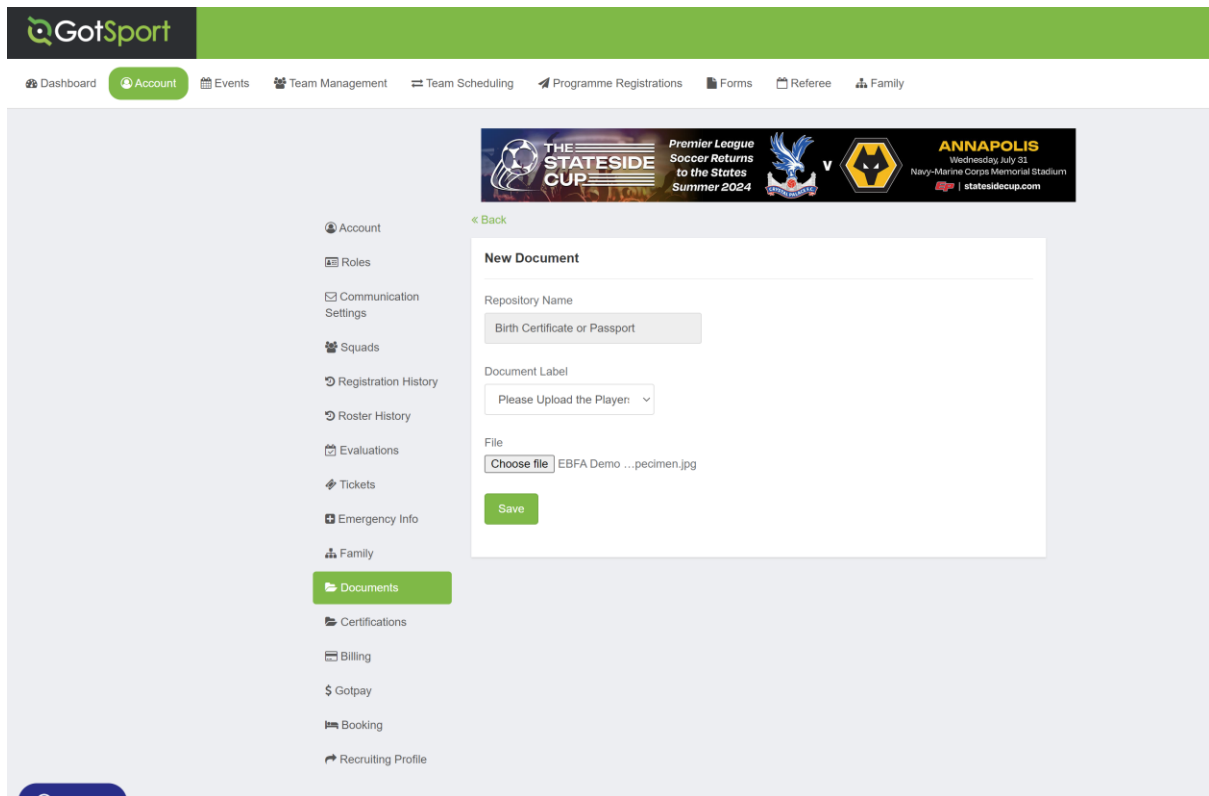
New Document

Document Repository

Select One... [Go](#)

No Document Repositories Available

Select<Go>



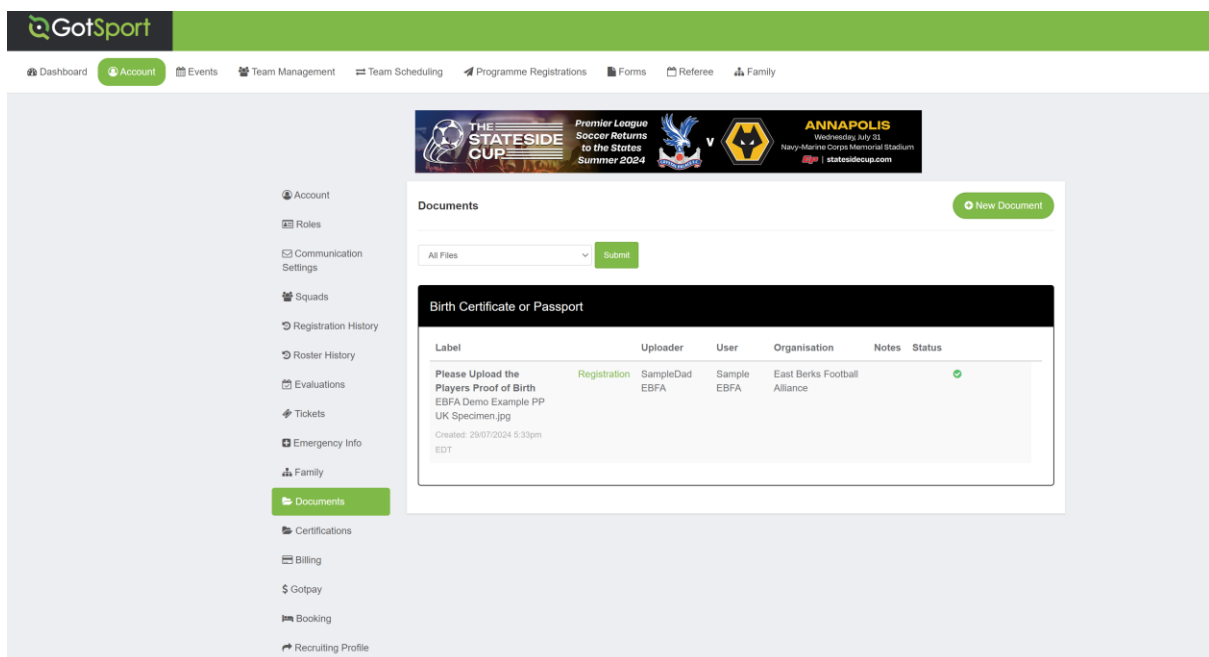
Select Document Label

Chose File to load document

Press <Save > to upload document

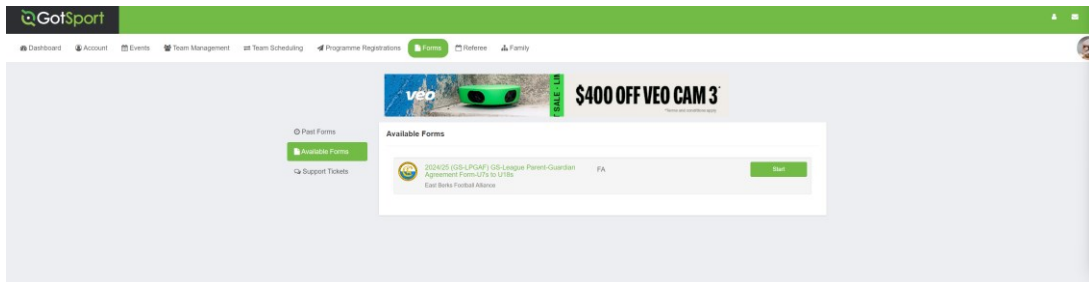
System will confirm upload status

Click back on Documents to see what and when document was uploaded

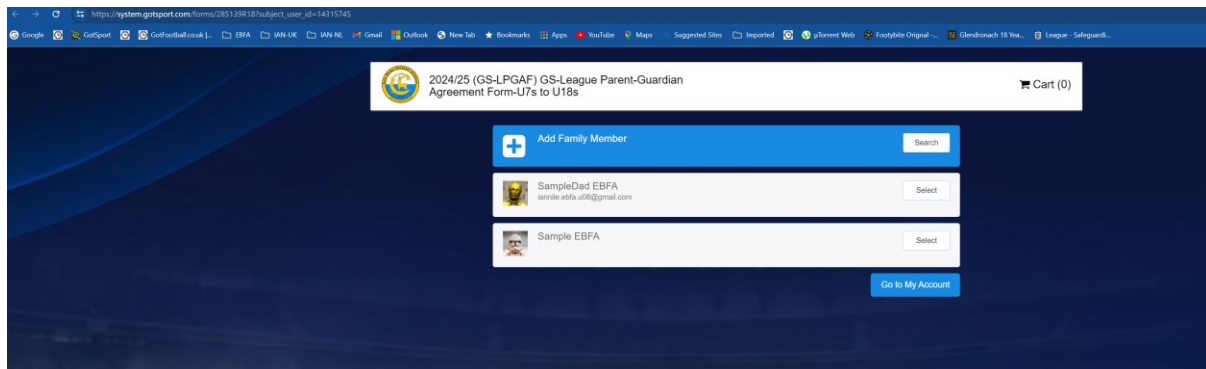


Complete the 2024/25 (GS-LPGAF) GS- League Parent Guardian Agreement Form-U7s to U18s

Click on the Banner Forms (Green Below)




Click on <Start>



Click on Select for your Child




Check the Profile Information



2024/25 (GS-LPGAF) GS-League Parent-Guardian Agreement Form-U7s to U18s

Profile Information Select Organisation/Team Registration Form

 **Sample EBFA**
[Change User](#)

First Name	<input type="text" value="Sample"/>	Last Name	<input type="text" value="EBFA"/>
Email/UserID	<input type="text"/>	Contact Email	<input type="text" value="iannile.ebfa.u08@gmail.com"/>
DOB	<input type="text" value="June"/> <input type="text" value="8"/> <input type="text" value="2007"/>	Gender	<input type="text" value="Male"/>
Preferred Language	<input type="text" value="English (GB) (English (GB))"/>	Ethnicity	<input type="text" value="Choose Not to Disclose"/>
Time Zone Name	<input type="text" value="London"/>		
Mobile Phone Number	<input type="text" value="(201) 555-0123"/>	Phone Number 2	<input type="text" value="(201) 555-0123"/>
Address	<input type="text" value="10 Target Hill"/>	Address (Continued)	<input type="text"/>
City	<input type="text" value="Bracknell"/>	County	<input type="text" value="Berkshire"/>
Postal Code	<input type="text" value="RG42 3SN"/>	Country	<input type="text" value="United Kingdom"/>

Press <Save> to Continue

Complete the Select Organisation (Club)/Team

2024/25 (GS-LPGAF) GS-League Parent-Guardian Agreement Form-U7s to U18s
Sample EBFA
Enroller: SampleDad EBFA

Profile Information **Select Organisation/Team** Registration Form

Sample EBFA
[Change User](#)

Select Your Organisation

Organisation
Select One...

Select Your Team

Team
Select One...

Continue

Selection Made

2024/25 (GS-LPGAF) GS-League Parent-Guardian Agreement Form-U7s to U18s
Sample EBFA
Enroller: SampleDad EBFA

Profile Information **Select Organisation/Team** Registration Form

Sample EBFA
[Change User](#)

Select Your Organisation

Organisation
EBFA Demo FC

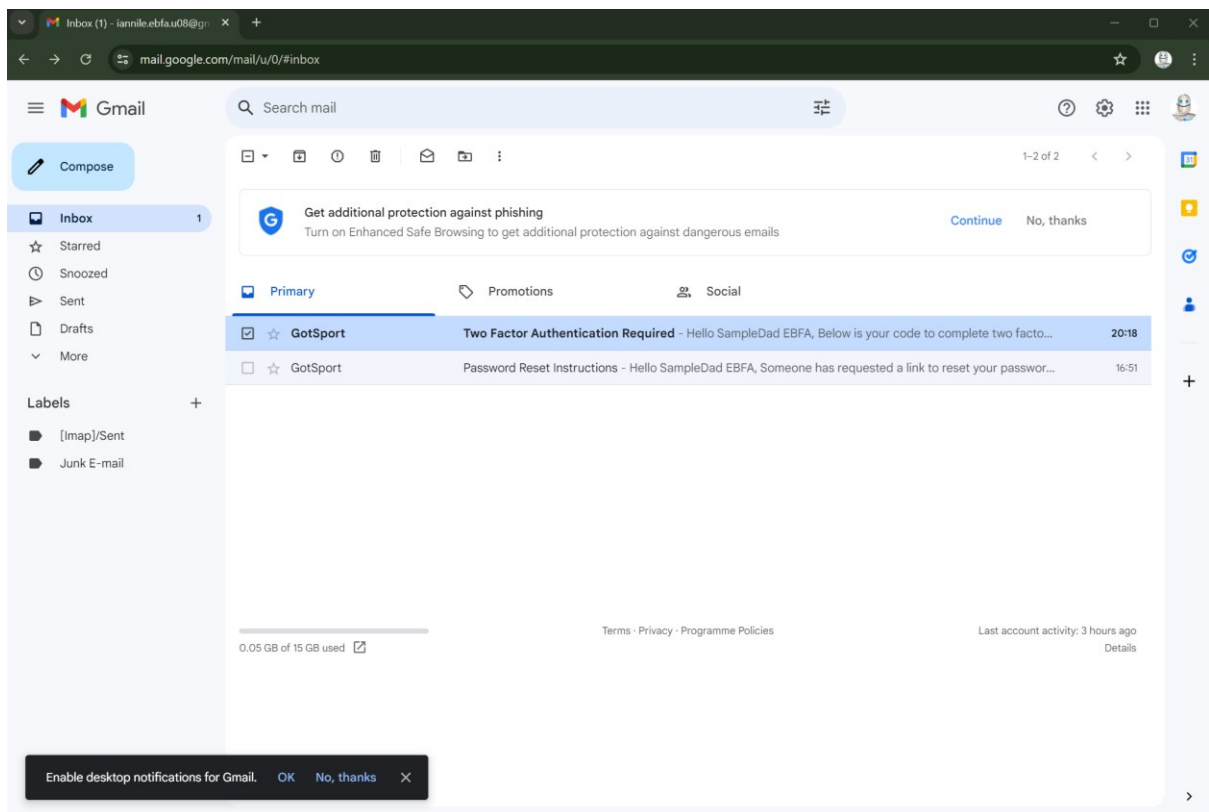
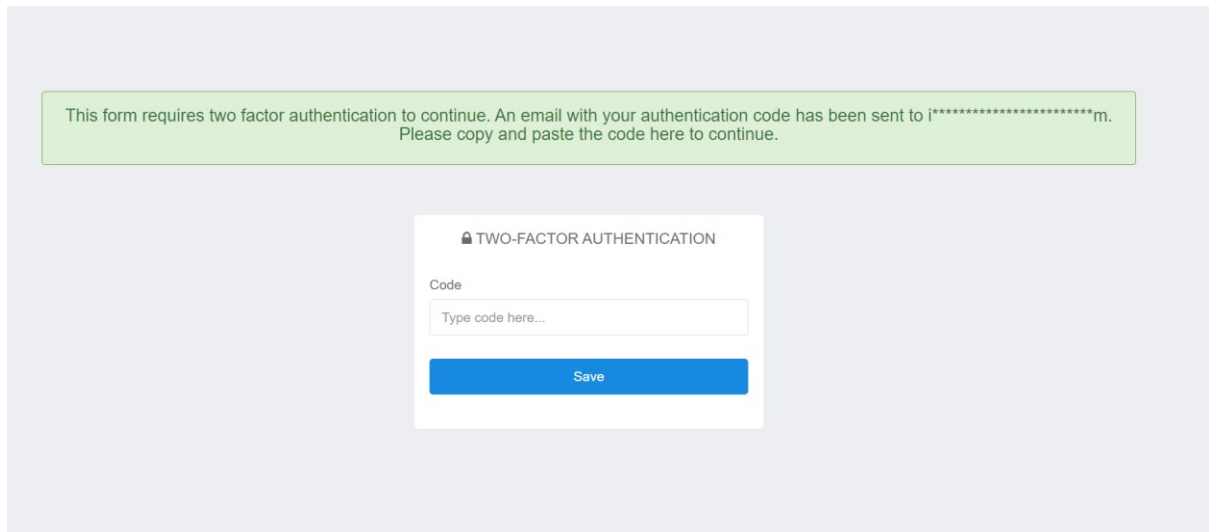
Select Your Team

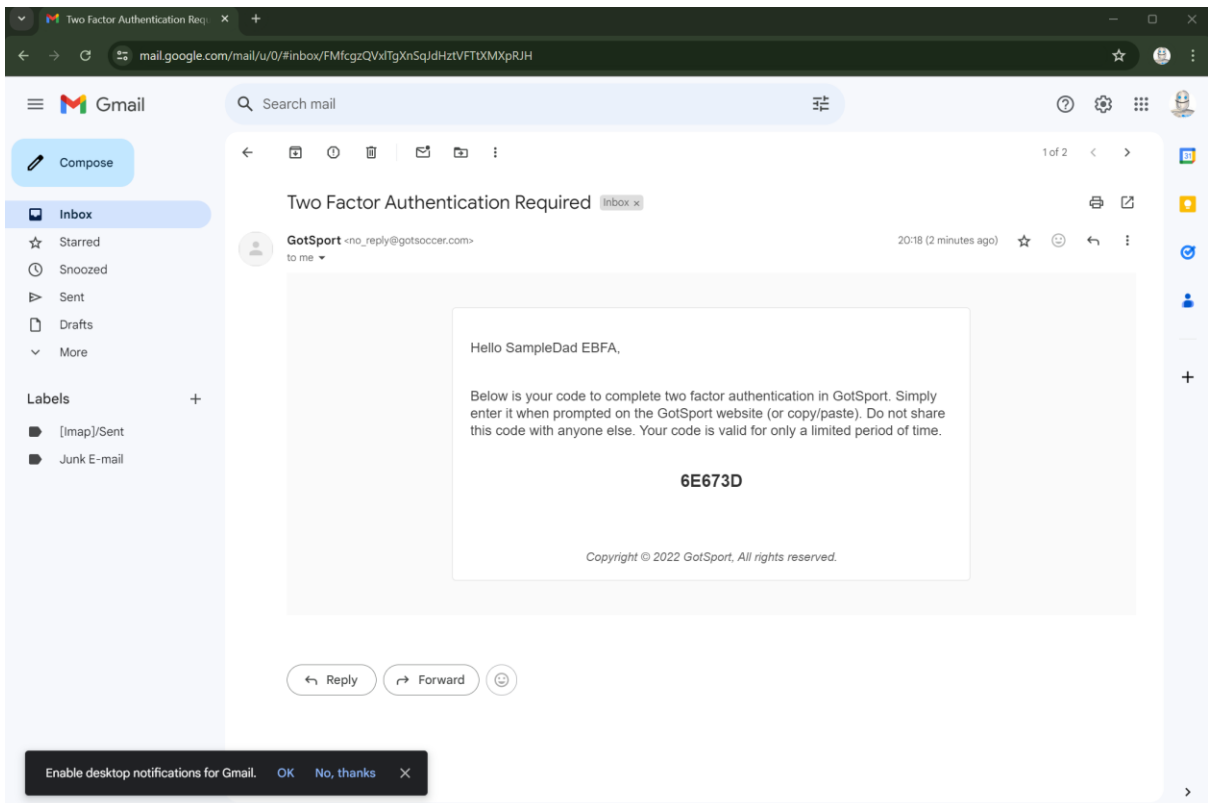
Team
EBFA Demo FC U18 Colts

Continue

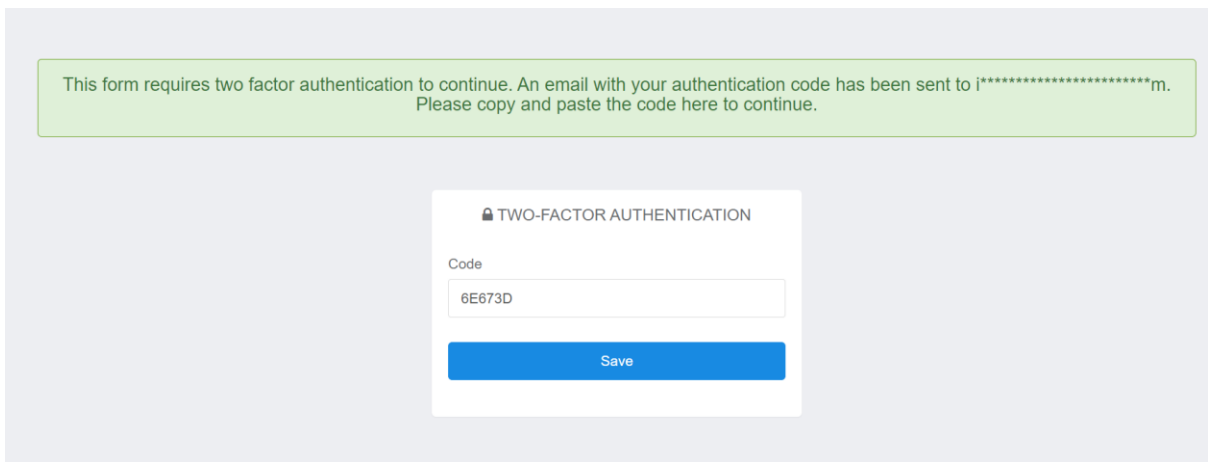
Press <Continue> button

System now sends you a Two-Factor Authentication Email





Enter the code and press <Save>)



Read And Complete the Registration Form Section



2024/25 (GS-LPGAF) GS-League Parent-Guardian Agreement Form-U7s to U18s

Sample EBFA
Enroller: SampleDad EBFA

Profile Information

Select Organisation/Team

Registration Form

I am over the age of 18 or am the legal guardian of the above player

This League Parent/Guardian Agreement Form (LPGAF) MUST BE completed and digitally signed by a Legal Guardian of the player. Any completion or digital signing breaches will result in the player's registration with East Berks Football Alliance league (EBFA), for 2024/25, being suspended or revoked. Team and Club officials CANNOT be authorised to complete and digitally signed the League Parent/Guardian Agreement Form unless they have legal guardianship of the player and can provide proof of such to the League.

A Player's registration with the EBFA for 2024/25 via this GotFootball/GotSport website portal requires, the players address is completed, a digital passport headshot/shoulder photo of the player has been uploaded and if the player's Date of Birth is not shown as verified "V", a digital copy of a proof of age document must be uploaded so the league can verify they name, date of birth and place of birth (Proof of age documents shall be a Birth Certificate or Passport)

Note: Photos of the player need to be of British Passport standard and taken in last 60 days - any variations could lead to the photo being rejected and the player's registration being delayed.

Photos of the players are used to produce Player Registration Cards and these photos of the players will appear on the fixture team sheet, which is shared with the opposition Manager/Coaches. All Managers/Coaches of Clubs in EBFA are required by the Football Association to be Disclosure and Barring Service (DBS) checked by their Club to gain a FA-Accepted DBS check. DBS Eligibility is governed by legislation and government guidance. In brief this means a DBS check is required for anyone aged 16 years or over who undertakes any potential unsupervised roles working directly with children and young people under the age of 18.

The County FA in 2017/18 restored a Football Association's Standard Code of Rule for Youth Football Competitions rule to the EBFA rules that requires - That for players in full-time secondary education - The availability of children shall be cleared with the Head Teachers (except for Sunday Competitions). Therefore, it is the responsibility of the Parent/Guardian, to inform the player's Head Teachers that your child/ward plays in East Berks Football Alliance and plays football on a Saturday (07-Sep-24 to 04-May-25) and you must ask the Head Teachers for confirmation in writing that they are cleared to play in East Berks Football Alliance and plays football on a Saturday (07-Sep-24 to 04-May-25). The confirmation communication should be provided to your team's manager.

East Berks Football Alliance is a FA Accredited League ("Respect league") and copies of the Rules & Regulations and Codes of Conduct are available of www.eastberksfa.com.

Please take the opportunity to review the East Berks Football Alliance's Privacy Statement Policy, on the www.eastberksfa.com website - EBFA's Privacy Statement.

The EBFA's use of the GotFootball/GotSport administration portal, is where your and your child's/ward's personal data is entered and stored. We keep personal data on our participants while they continue to be a participant or are otherwise actively involved with the League. We will delete this data 2 months after a participant has left or otherwise ended their registration or affiliation, or sooner if specifically requested and we are able to do so. We may need to retain some personal data for longer for legal or regulatory purposes. The personal data that is stored on GotFootball system and is subject to the GotFootball's/GotSport's privacy statement so we advise you review that policy together with this notice. If anyone would like their personal data to be deleted from GotFootball then please complete the online form available on the GotFootball system via the GotFootball's/GotSport's privacy centre. However, if your request your personal data to be removed from the GotFootball/GotSport system your child/ward will then not be able to participate in any EBFA League activities as a Player.

By digitally signing this form you, as Parent/Guardian I agree to our child/ward being registered with the EBFA league and that you will all abide by the Rules & Regulations and Codes of Conduct as laid down by the EBFA and the English Football Association (theFA) for the 2024/25 season. Failure to abide by the Rules & Regulations and Codes of Conduct could lead to suspension or exclusion from the EBFA League.

The fee/payment for completing EBFA LPGAF is £0.00. All other football related fees are agreed by you with you Club and paid to your Club directly.

Please Sign Above


Clear

Save (Page 1 of 1)

After reading - Click the tick box

I am over the age of 18 or am the legal guardian of the above player

Sign the Form with mouse or touch screen



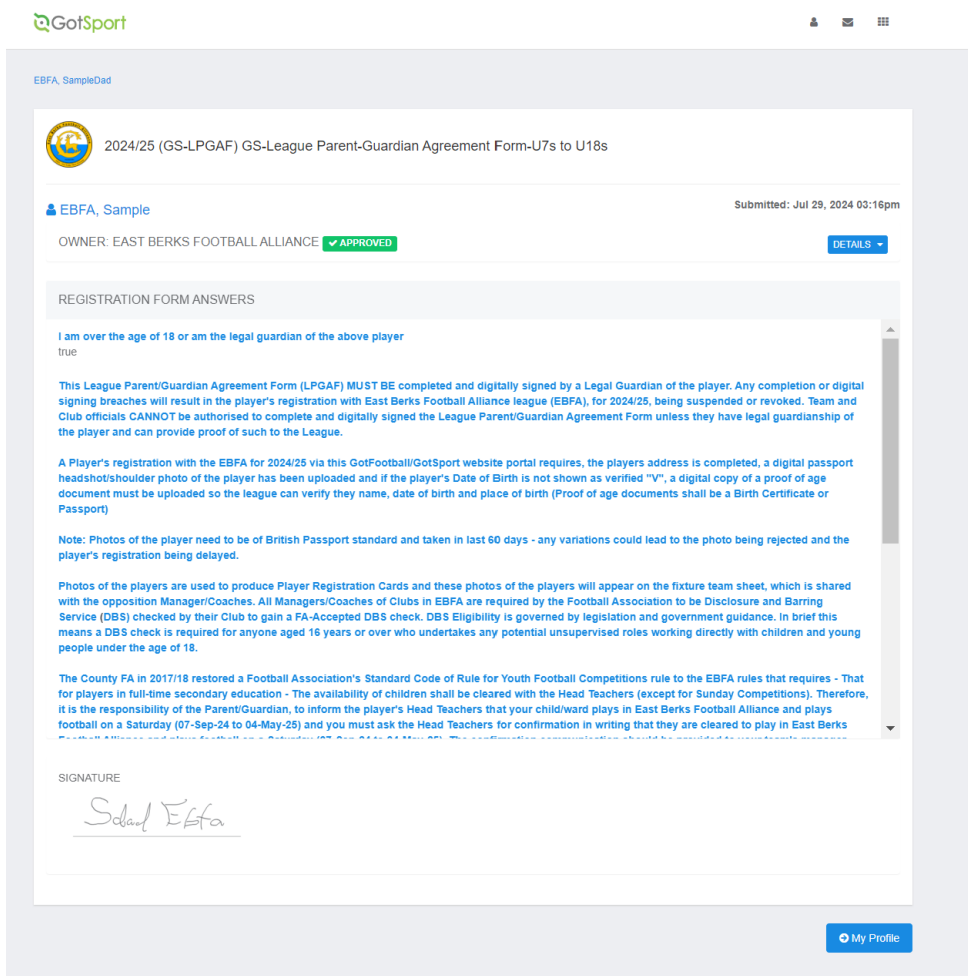
Please Sign Above

Save (Page 1 of 1)

Clear

Click <Save (Page 1 of 1)> button

Confirmation that GS-LPAF has been approved by League



GotSport

EBFA, SampleDad

2024/25 (GS-LPGAF) GS-League Parent-Guardian Agreement Form-U7s to U18s

Submitted: Jul 29, 2024 03:16pm

EBFA, Sample

OWNER: EAST BERKS FOOTBALL ALLIANCE APPROVED DETAILS

REGISTRATION FORM ANSWERS

I am over the age of 18 or am the legal guardian of the above player
true

This League Parent/Guardian Agreement Form (LPGAF) MUST BE completed and digitally signed by a Legal Guardian of the player. Any completion or digital signing breaches will result in the player's registration with East Berks Football Alliance league (EBFA), for 2024/25, being suspended or revoked. Team and Club officials CANNOT be authorised to complete and digitally signed the League Parent/Guardian Agreement Form unless they have legal guardianship of the player and can provide proof of such to the League.

A Player's registration with the EBFA for 2024/25 via this GotFootball/GotSport website portal requires, the players address is completed, a digital passport headshot/shoulder photo of the player has been uploaded and if the player's Date of Birth is not shown as verified "V", a digital copy of a proof of age document must be uploaded so the league can verify they name, date of birth and place of birth (Proof of age documents shall be a Birth Certificate or Passport)

Note: Photos of the player need to be of British Passport standard and taken in last 60 days - any variations could lead to the photo being rejected and the player's registration being delayed.

Photos of the players are used to produce Player Registration Cards and these photos of the players will appear on the fixture team sheet, which is shared with the opposition Manager/Coaches. All Managers/Coaches of Clubs in EBFA are required by the Football Association to be Disclosure and Barring Service (DBS) checked by their Club to gain a FA-Accepted DBS check. DBS Eligibility is governed by legislation and government guidance. In brief this means a DBS check is required for anyone aged 16 years or over who undertakes any potential unsupervised roles working directly with children and young people under the age of 18.

The County FA in 2017/18 restored a Football Association's Standard Code of Rule for Youth Football Competitions rule to the EBFA rules that requires - That for players in full-time secondary education - The availability of children shall be cleared with the Head Teachers (except for Sunday Competitions). Therefore, it is the responsibility of the Parent/Guardian, to inform the player's Head Teachers that your child/ward plays in East Berks Football Alliance and plays football on a Saturday (07-Sep-24 to 04-May-25) and you must ask the Head Teachers for confirmation in writing that they are cleared to play in East Berks

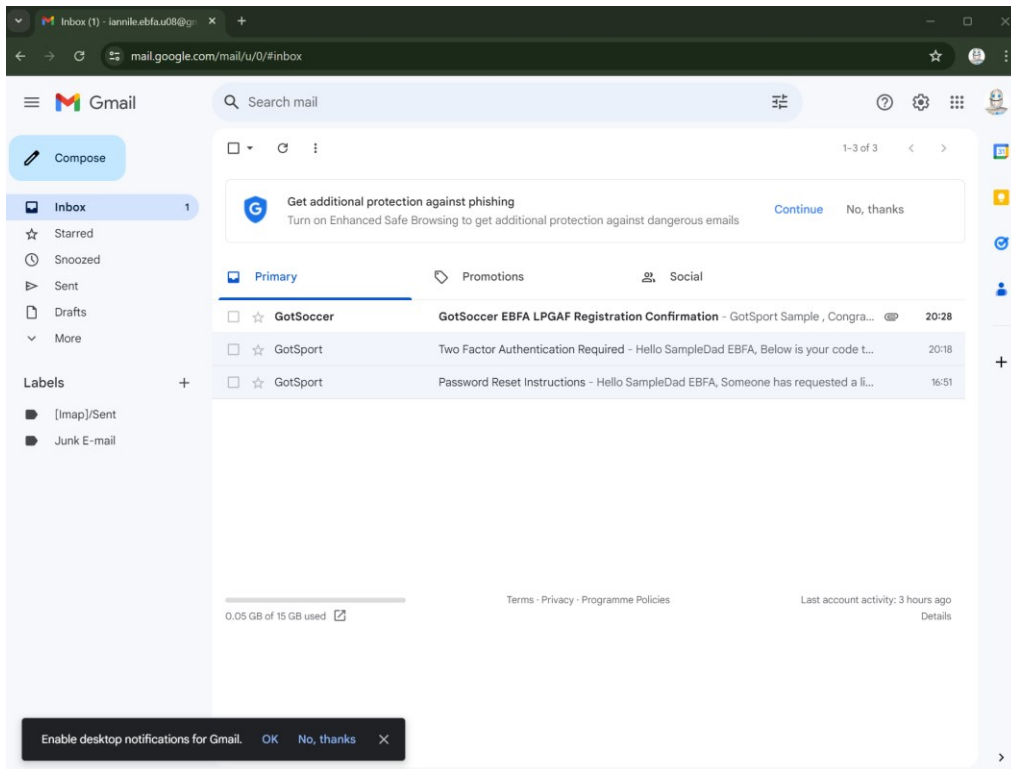
SIGNATURE

Sadaq Ebfa

My Profile

System also sends you a confirmation email

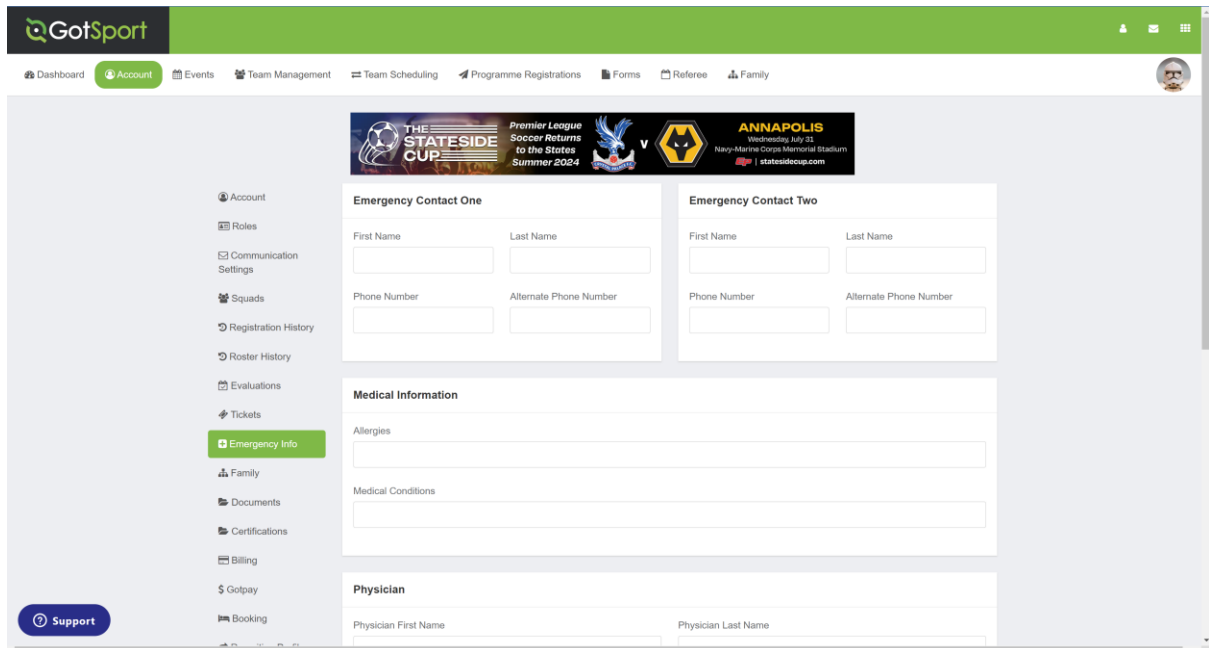
GS- LPGAF Confirmation Email



The Parent/Gurdian procedure for a Migrated player is finished.

Account Extras – Emergency Contact One/Two and Medical Information

Select the Emergency Info



The screenshot shows the GotSport website interface. The top navigation bar includes 'Dashboard', 'Account', 'Events', 'Team Management', 'Team Scheduling', 'Programme Registrations', 'Forms', 'Referee', and 'Family'. The 'Account' menu is expanded, showing options like Roles, Communication Settings, Squads, Registration History, Roster History, Evaluations, Tickets, Emergency Info (highlighted), Family, Documents, Certifications, Billing, Gotpay, and Booking. The main content area displays the 'Emergency Info' form with the following sections:

- Emergency Contact One:** Fields for First Name, Last Name, Phone Number, and Alternate Phone Number.
- Emergency Contact Two:** Fields for First Name, Last Name, Phone Number, and Alternate Phone Number.
- Medical Information:** Fields for Allergies and Medical Conditions.
- Physician:** Fields for Physician First Name and Physician Last Name.

Update/Add the Emergency Contact One / Emergency Contact Two and relevant Medical Information.

Press <Save> at bottoms of screen.

The Parent/Gurdian procedure for a New Club/Team player is finished.

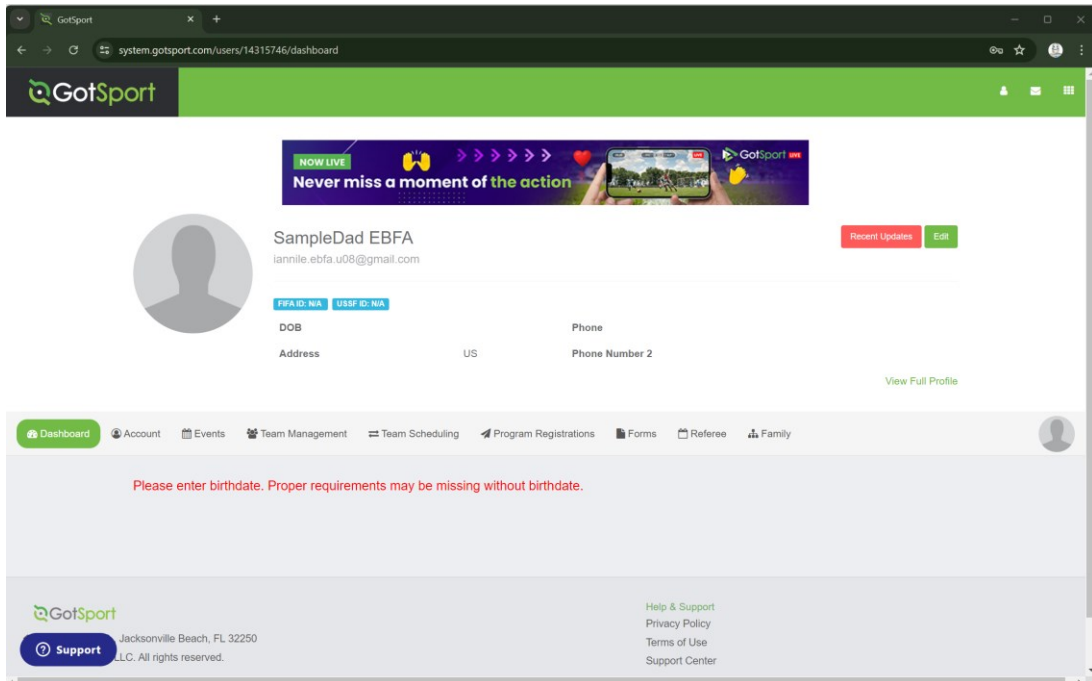
Player Data Enter or Update FAN

Requirements

Enter or Update Player FAN.

Login to GotSport

User Dashboard Landing Page



If you have issues with no email or password – contact your team Manager who will contact the Club Official dealing with the GotSport system and they might set you a temporary password for your email/UserID.

Press <Edit> button to update your GotSport Account



GotSport

Dashboard Account Events Team Management Team Scheduling Programme Registrations Forms Referee Family

SALE - LIMITED TIME \$400 OFF VEO CAM 3

Account Profile Themes Social Media Links

Photo Avatar College Recruiting

Choose file No file chosen Choose file No file

Connect with NCSA College Recruiting! Get Started

First Name Middle Name Last Name Suffix

SampleDad EBFA

Preferred First Name Email/UserID Contact Email

Sam iannile.ebfa.u08@gmail.com iannile.ebfa.u08@gmail.com

Gender DOB

Male February 6 1984

Preferred Date Format Preferred Time Format Preferred Language

dd/mm/yyyy 01:00 pm English (GB) (English (GB))

Graduation Year GPA

FAN Number

Support

GotSport

Dashboard Account Events Team Management Team Scheduling Programme Registrations Forms Referee Family

SALE - LIMITED TIME \$400 OFF VEO CAM 3

Account Profile Themes Social Media Links

Photo Avatar College Recruiting

Choose file No file chosen Choose file No file

Connect with NCSA College Recruiting! Get Started

First Name Middle Name Last Name Suffix

SampleDad EBFA

Preferred First Name Email/UserID Contact Email

Sam iannile.ebfa.u08@gmail.com iannile.ebfa.u08@gmail.com

Gender DOB

Male February 6 1984

Preferred Date Format Preferred Time Format Preferred Language

dd/mm/yyyy 01:00 pm English (GB) (English (GB))

Graduation Year GPA

FAN Number

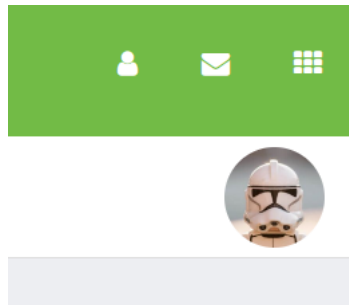
Support

Family Sample EBFA

Click on "Sample EBFA" Player - **Note "Sample EBFA" is the players name – if you do not select the player – then the GS-LPGAF that is completed will be for your account and not the player and player then cannot finish approval/registration on this system**



On the Photo Image, top right, hover mouse over image and this will confirm your child's name, which means the account is now your child's account and not your guardian



account!

This will access the Players Account -> Sample EBFA

A screenshot of the GotSport website's player profile page. The page has a green header with the 'GotSport' logo and navigation links. A sidebar on the left contains various account management options. The main content area shows a player's profile for 'Sample EBFA'. The form includes fields for Name (First, Middle, Last, Suffix), Preferred First Name, Email/UserID, Contact Email, Gender, DOB, Preferred Date Format, Preferred Time Format, Preferred Language, Graduation Year, GPA, FAN Number, Password, and Ethnicity. There is a 'Save' button at the bottom of the form.

Enter the Players FAN Number (If Greyed out the FAN is locked by the League and the Club will need to request a FAN Update with the League)

Press **<Save>** at bottom of player's record to save any changes.

The Enter FAN procedure is finished.

Appendix – Player ID Registration Photo Specification

The Player's Photo uploaded to the EBFA GotSport system must be a digital Player Passport Style ID Photo taken in the last 3 months:

The main rules for good preparation of the player passport style ID photo is to:

Look straight into the camera

Have a neutral facial expression and be sure your mouth is closed

Do not cover your face.

Have a contrast background on the photo (plain cream or light grey).

Your eyes have to be open.

Face has to be visible and not covered by trophies, sunglasses, glasses frames, tinted glasses, face paint, or hair.

The covering of the head and face has to be reduced. It is not allowed to cover your head (except for medical or religious reasons).

If you wear normal glasses or football glasses, make sure that you do not have reflection or glare on them.

Photo cannot have the 'red eye' effect.

Photo cannot have shadows on the picture.

Photo cannot have watermarks on the picture.

Your passport photo should be in colour, printed, clear, sharp and in focus.

It is also important to have a recent photo (taken within the last 3 months) that is not digitally changed.

In the photo you cannot be in the company of other people or objects.

The photo must include your full head and shoulders only.

Tech Spec:

Clear and in focus

In colour


Unaltered by computer software

At least 600 pixels wide and 750 pixels tall, preference for 2316 pixels wide and 3088 pixels tall 72dpi,

Photo size at least 1MB and no more than 3MB.


Phot type: JPEG, JPG, PNG

Photos taken on an iPhone with Live Photo mode on will not work.



Digital Camera or Smart Phone

Upload to GotSport



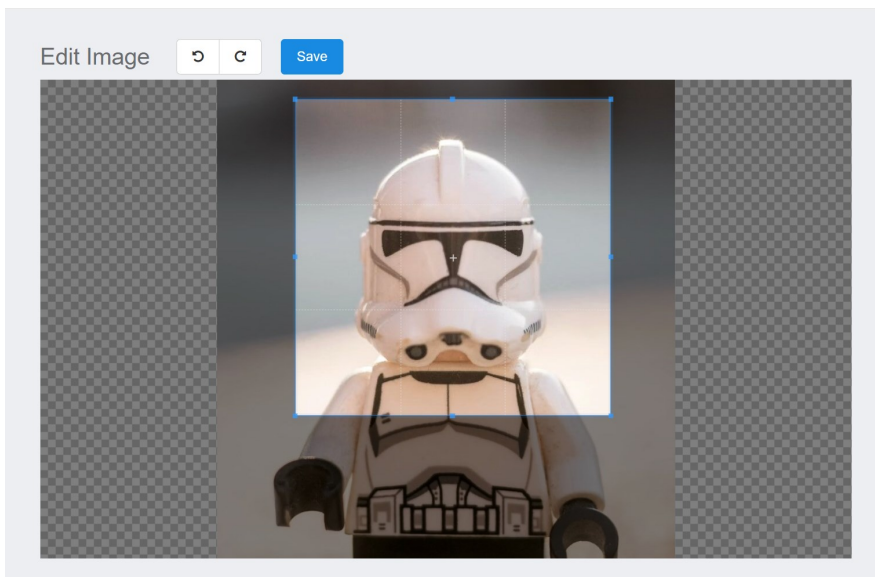
Edit Image after GotSport

portal cropping

Example of Image that should be uploaded



EBFA Image Editing on Portal (Will be Completed by League if not done by Upload User)



Example of final Image for GotSport ID Cards and Team Sheet for Match Days



Also –

Do not cut Photos from Photo of the Team – image resolution quality very poor and photo size will be too small

No photo of player on other side of field

No photo of player with trophies or medals

No photo of player with siblings

No photo of player with face paint

No photo of player eating a meal

No photo of player showing their favourite football shirt

No photo of player standing in their favourite football stadium

Etc. etc. etc

Summary – Photo should Include the head, shoulders and upper body. Do not crop your photo, this can be done on GotSport!!

